INTRADEPARTMENTAL CORRESPONDENCE

October 06, 2026
3.2

TO: The Honorable Board of Police Commissioners

FROM: Chief of Police

SUBJECT: 2025 USE OF FORCE YEAR-END REVIEW

RECOMMENDED ACTION

1. It is recommended that the Board of Police Commissioners (Board) REVIEW and FILE the attached 2025 Use of Force Year-End Review.

DISCUSSION

I am presenting the 2025 Use of Force Year-End Review Report (Report). This comprehensive document provides statistics for our Department's Categorical and Non-Categorical use of force. Department personnel were involved in 72 CUOF incidents and 1,595 NCUOF incidents in 2025.

If you have any questions regarding this Report, please contact Captain Matthew Plugge, Commanding Officer, Critical Incident Review Division, at (213) 486-5950.

Respectfully,

JIM McDONNELL
Chief of Police

Attachments



LOS ANGELES POLICE DEPARTMENT
USE OF FORCE
YEAR-END REVIEW
2025

CHIEF OF POLICE JIM McDONNELL

LOS ANGELES POLICE DEPARTMENT

"to protect and to serve"









It is the mission of the Los Angeles Police Department to safeguard the lives and property of the people we serve, to reduce the incidence and fear of crime, and to enhance public safety while working with the diverse communities to improve their quality of life. Our mandate is to do so with honor and integrity, while at all times conducting ourselves with the highest ethical standards to maintain public confidence.

EDITORIAL TEAM

Jim McDonnell, Chief of Police

Dominic H. Choi, Assistant Chief,
Chief of Staff, Office of the First Assistant Chief

Scott Harrelson, Assistant Chief,
Director, Office of Support Services

Emada Tingirides, Assistant Chief,
Director, Office of Operations

Matthew Plugge, Captain III
Commanding Officer, Critical Incident Review Division

Naum Ware, Sergeant II
Officer in Charge, *Tactics Review Section,*
Critical Incident Review Division

DATA COLLECTION & STATISTICS
Naum Ware, Sergeant II
Critical Incident Review Division

S. "Peter" Kim, Police Officer III
Critical Incident Review Division

PHOTOGRAPHY
Kevin Pellon, Police Officer III
Critical Incident Review Division

AUTHORSHIP, RESEARCH, ANALYSIS & EDITING
Tactics Review Section
Critical Incident Review Division

GRAPHIC DESIGN
Teala K. Keller, Police Officer III
Critical Incident Review Division

S. "Peter" Kim, Police Officer III
Critical Incident Review Division

EDITORS
Megan Murphy, Secretary
Critical Incident Review Division

Maribel Gutierrez, Senior Administrative Clerk
Critical Incident Review Division

TABLE OF CONTENTS

6 A message from the Chief of Police

11 Los Angeles Board of Police Commissioners

12 Department Core Values

14 Department Structure and Resources

22 Use of Force Legality and Policy

32 Department Command and Control

40 Intermediate Force Options

42 Crowd Control Force Options

44 Critical Incident Community Briefing

46 Non-Categorical Use of Force Review and Adjudication Process

48 Categorical Use of Force Review and Adjudication Process

50 Officer Wellness Resources and The Use of Force

52 2025 Statistical Snapshot

54 Person Crimes in Perspective

56 2025 Person Crimes Suspect Data

57 2025 Person Crimes Victim Data

60 LAPD Statistics

66 Suspect Weapons or Actions by Percent

68 Use of Force In Perspective Public Contacts In 2025

70 Categorical Use of Force Highlights

72 Officer Involved Shooting Incidents for 2025

74 Non-Categorical Use of Force Highlights

76 The Use of Force-Highlights Public Contacts, Crime, Personnel, and Arrests

78 Statistical Analysis

80 Categorical Use of Force Highlights Statistical Analysis 2021-2025

154 Non-Categorical Use of Force Statistical Analysis 2021-2025

164 Officer-Involved Shooting Synopses and Photographs of Recovered Suspect Weapons

178 Definitions

182 Acronyms

184 Methodology

188 Index

190 Acknowledgments



A Message from the

CHIEF OF POLICE

Jim McDonnell

The Los Angeles Police Department constantly strives to improve and to meet the needs of our community members. We work with our communities to identify opportunities for growth and cooperation in the hope that we continue to build and maintain the trust and confidence of the people we serve.

As I reflect on my first year as Chief of the Los Angeles Police Department (LAPD), one truth stands above all others: public safety is a shared responsibility. Our City is safer, stronger, and more resilient when police officers and community members stand shoulder to shoulder, working together toward the common good. Every meaningful gain we made in 2025 was rooted in partnership — in the strength of our relationships and the trust we continue to build with the people we serve.

Through this collaboration, Los Angeles achieved historic results. Our City recorded the lowest homicide rate since 1966, and the number of shooting victims fell to levels not seen since 2007. Overall, crime declined compared to 2024, reflecting the combined efforts of our officers, community leaders, and residents who stepped forward to help prevent violence and resolve neighborhood concerns. These accomplishments remind us that when we listen to one another and work in unity, we create safer communities for everyone.

Our community outreach efforts — from Neighborhood Engagement Areas and Gang Reduction and Youth Development (GRYD) programming, such as Summer Night Lights, to National Night Out, Coffee with a Cop, and countless community events — continue to deepen our connection with all Angelenos. These interactions are not symbolic; they are essential. They help us understand community needs, amplify community voice, shape our strategies, and reinforce the principle that safety is bolstered through strong relationships.

Yet, 2025 also brought challenges. Midyear, we saw an increase in officer-involved shootings, raising understandable concerns among community members and City leaders. Every


POLICE OFFICER
CITY OF LOS ANGELES
FOUNDED 1781
LOS ANGELES

significant use of force, which includes officer-involved shootings, is rigorously investigated both internally, as well externally though independent oversight bodies to ensure the officers' actions are within the law and meet the high standards expected of our Department. Further, the LAPD's investigative process of officer-involved shootings is replicated nationwide, with transparency and accountability central to our mission.

It is the great honor of the men and women of this Department to serve you and keep our community safe, but when individuals put innocent lives in danger, it is our sworn duty to put ourselves between the public and that overwhelming threat. LAPD officers are among the best trained in the nation, grounded in command and control principles, de-escalation tactics, and a commitment to using the least amount of force necessary; however, when officers are confronted with violent individuals, they must defend themselves and protect the public.

The Department conducted a comprehensive analysis to determine the factors driving the notable rise in officer-involved shootings in 2025, which showed the encounters that officers faced were increasingly violent and more dangerous. Context matters, and it is worth noting that in 35 of the 47 officer-involved shootings, officers were assaulted — including 10 cases where suspects fired at officers. Many individuals involved were armed with firearms, knives, or other dangerous weapons, and 42 had prior contact with the criminal justice or mental health systems. These incidents underscore the complex challenges facing our City and the importance of strengthening our partnerships with mental health providers, service organizations, and community advocates.

We continue to rely on specialized resources such as the Systemwide Mental Assessment Response Team (SMART), as well as crisis negotiation teams integrated into our Special Weapons and Tactics (SWAT) response to safely resolve encounters involving individuals in crisis. Most importantly, "Reverence for Human Life" guides every aspect of our policy, training, and decision-making.

As we move forward, we will continue to serve with professionalism, empathy, and humility. Where improvement is needed, we will train. Where trust must be strengthened, we will listen and act. Where collaboration is possible, we will embrace it — because the safety of Los Angeles depends on the strength of the relationships between its people and those sworn to protect them.

Looking ahead, I remain deeply grateful for the trust so many Angelenos place in us, and we are committed to earning it every day. Together, we will continue shaping a city where every person feels seen, heard, and protected. Los Angeles is at its best when we stand united — community members, City leaders, and the men and women of the LAPD — working side-by-side to protect one another.

"Forming meaningful connections and establishing trust with the communities are the cornerstones of effective policing."

LOS ANGELES BOARD OF POLICE COMMISSIONERS

Governed by the Los Angeles City Charter, the Board of Police Commissioners (BOPC or Commission), functions as the civilian head of the Los Angeles Police Department. The Commissioners are appointed by the Mayor and confirmed by the City Council.

The BOPC, originally established in 1920, is composed of five civilians who volunteer their time to the City. The Commissioners serve a maximum of two five-year terms, as well as up to two years of an unexpired term.

The BOPC serves as the Department's oversight body. The BOPC is responsible for establishing policy, implementing necessary reform measures, improving the Department's service to the community, and enhancing community policing programs. The Commission also reviews and adjudicates Categorical Uses of Force by Department employees, including officer-involved shootings (OIS), in-custody deaths, and uses of force resulting in a person's admission to a hospital due to injury. In adjudicating each of these critical incidents, the Commission considers whether the actions of the involved officers adhered to all relevant Department policies and training. Should the Commission find any of the actions of the involved officers out of policy, the authority for the administration of discipline under the City Charter rests with the Chief of Police.

Additionally, the Commission regularly directs the Office of the Inspector General to investigate the conduct and performance of the Department. These investigations, which include recommendations for improvement when warranted, cover a wide variety of areas such as adherence to national best practices, reviews of the Department's specialized units, assessments of jail and holding tank procedures, etc.



President
DR. Erroll G. Southers



Vice President
Rasha Gerges Shields



Commissioner
Teresa Sanchez-Gordon



Commissioner
Fabian Garcia



Commissioner
Jeffrey Skobin

DEPARTMENT

CORE VALUES

SERVICE TO OUR COMMUNITIES

We are dedicated to enhancing public safety and reducing the fear and the incidence of crime. People in our communities are our most important customers. Our motto "To Protect and to Serve" is not just a slogan - it is our way of life. We will work in partnership with the people in our communities and do our best, within the law, to solve community problems that affect public safety. We value the great diversity of people in both our residential and business communities and serve all with equal dedication.

REVERENCE FOR THE LAW

We have been given the honor and privilege of enforcing the law. We must always exercise integrity in the use of the power and authority that have been given to us by the people. Our personal and professional behavior should be a model for all to follow. We will obey and support the letter and spirit of the law.

COMMITMENT TO LEADERSHIP

We believe the Los Angeles Police Department should be a leader in law enforcement. We also believe that each individual needs to be a leader in his or her area of responsibility. Making sure that our values become part of our day-to-day work life is our mandate. We must each work to ensure that our co-workers, our professional colleagues and our communities have the highest respect for the Los Angeles Police Department.

INTEGRITY IN ALL WE SAY AND DO

Integrity is our standard. We are proud of our profession and will conduct ourselves in a manner that merits the respect of all people. We will demonstrate honest, ethical behavior in all our interactions. Our actions will match our words. We must have the courage to stand up for our beliefs and do what is right. Throughout the ranks, the Los Angeles Police Department has a long history of integrity and freedom from corruption. Upholding this proud tradition is a challenge we must all continue to meet.

RESPECT FOR PEOPLE

Working with the Los Angeles Police Department should be challenging and rewarding. Our people are our most important resource. We can best serve the many and varied needs of our communities by empowering our employees to fulfill their responsibilities with knowledge, authority, and appropriate discretion. We encourage our people to submit ideas, we listen to their suggestions, and we help them develop to their maximum potential. We believe in treating all people with respect and dignity. We show concern and empathy for the victims of crime and treat violators of the law with fairness and dignity. By demonstrating respect for others, we will earn respect for the Los Angeles Police Department.

QUALITY THROUGH CONTINUOUS IMPROVEMENT

We will strive to achieve the highest level of quality in all aspects of our work. We can never be satisfied with the "status quo." We must aim for continuous improvement in serving the people in our communities. We value innovation and support creativity. We realize that constant change is a way of life in a dynamic city like Los Angeles, and we dedicate ourselves to proactively seeking new and better ways to serve.

DEPARTMENT

STRUCTURE AND RESOURCES

OFFICE OF THE CHIEF OF POLICE

JIM McDONNELL

Chief of Police



- **OFFICE OF THE FIRST ASSISTANT CHIEF, CHIEF OF STAFF**
- **OFFICE OF OPERATIONS**
- **OFFICE OF SPECIAL OPERATIONS**
- **OFFICE OF SUPPORT SERVICES**
- **PROFESSIONAL STANDARDS BUREAU**
- **CONSTITUTIONAL POLICING & POLICY BUREAU**

DOMINIC H. CHOI

Assistant Chief, Director



OFFICE OF THE FIRST ASSISTANT CHIEF, CHIEF OF STAFF

The Office of the First Assistant Chief, Chief of Staff, is responsible for the coordination and dissemination of information from the Department to command and staff officers. Additionally, the Chief of Staff coordinates projects, investigations, and boards of inquiry on behalf of the Chief of Police. The Chief of Staff also serves as the Department's liaison with the Board of Police Commissioners (BOPC). The Office of the First Assistant Chief, Chief of of Staff, is overseen by Assistant Chief Dominic Choi.

- **BEHAVIORAL SCIENCE SERVICES**
- **PUBLIC COMMUNICATIONS GROUP**
  Media Relations Division
- **GOVERNMENTAL LIAISON SECTION**
- **FAMILY LIAISON UNIT**
- **BOPC LIAISON**
- **HUMAN RESOURCES BUREAU**
  Employee Relations Group
  - OMBUDS Section
  - Employee Assistance Unit

  Personnel Group
  - Personnel Division
  - Recruitment and Employment Division

  Officer Representation Section

EMADA TINGIRIDES

Assistant Chief, Director



OFFICE OF OPERATIONS

The Department's general policing activities are managed through the Office of Operations (OO), which is responsible for the majority of the Department's sworn personnel. In addition to Central, West, Valley, and South, Traffic Divisions, LAX Field Services Division, and the Community Engaement Group, there are four Bureaus within OO, which are further divided into 21 geographic areas. The Office of Operations is overseen by Assistant Chief Emada Tingirides.

OPERATIONS CENTRAL BUREAU

Central Area
Rampart Area
Hollenbeck Area
Northeast Area
Newton Area
Central Traffic Division

OPERATIONS WEST BUREAU

Wilshire Area
Hollywood Area
West Los Angeles Area
Olympic Area
Pacific Area
LAX Field Services
West Traffic Division

OPERATIONS VALLEY BUREAU

Van Nuys Area
Mission Area
North Hollywood Area
Foothill Area
Devonshire Area
West Valley Area
Topanga Area
Valley Traffic Division

OPERATIONS SOUTH BUREAU

77th Street Area
Southwest Area
Harbor Area
Southeast Area
South Traffic Division

COMMUNITY SAFETY PARTNERSHIP BUREAU

COMMUNITY ENGAGEMENT GROUP

MICHAEL RIMKUNAS

Assistant Chief, Director



OFFICE OF SPECIAL OPERATIONS

The Office of Special Operations (OSO) is responsible for various specialized uniformed and investigative resources within the Department. Major Events Group, Transit Services Bureau (TSB), Counter-Terrorism and Special Operations Bureau (CTSOB), and Detective Bureau play a pivitol role in planning, response and intelligence, and special operations. Office of Special Operations is overseen by Assistant Chief Michael Rimkunas.

- **MAJOR EVENTS GROUP**
- **TRANSIT SERVICES BUREAU**
  - Transit Services Group
  - Transit Services Division
- **COUNTER-TERRORISM & SPECIAL OPERATIONS BUREAU**
  - Major Crimes Division
  - Emergency Services Division
  - Metropolitan Division
  - Security Services Division
  - Air Support Division
- **DETECTIVE BUREAU**
  - Detective Services Group
  - Commercial Crimes Division
  - Detective Support and Vice Division
  - Technical Investigation Division
  - Robbery-Homicide Division
  - Juvenile Division
  - Gang and Narcotics Division
  - Forensic Science Division
  - COMPSTAT Division

T. Scott Harrelson
Assistant Chief, Director



OFFICE OF SUPPORT SERVICES

The Office of Support Services (OSS) is overseen by Assistant Chief T. Scott Harrelson and is responsible for various administrative, training and support functions of the Department. Assistant Chief T. Scott Harrelson also serves as the Chair of the Use of Force Review Board (UOFRB).

ADMINISTRATIVE SERVICES BUREAU

Support Services Group
- Communications Division
- Custody Services Division
- Motor Transport Division
- Records and Identification Division
- Evidence and Property Management Division
- Facilities Management Division

Fiscal Group

TRAINING BUREAU

- Police Training and Education Group
- Training Division
- Reserve Coordination Unit

INFORMATION TECHNOLOGY BUREAU

Chief Information Officer
- Information Technology Bureau
- Information Technology Division
- Application Development and Support Division
- Emergency Command Control Systems Division
- Chief Information Security Officer

CRITICAL INCIDENT REVIEW DIVISION

TRAFFIC COORDINATION DIVISION

BILLY BROCKWAY

Deputy Chief, Commanding Officer



- **FORCE INVESTIGATION DIVISION**
- **INTERNAL AFFAIRS DIVISION**
- **SPECIAL OPERATIONS DIVISION**

PROFESSIONAL STANDARDS BUREAU

Professional Standards Bureau (PSB) oversees all internal administrative and criminal investigations as well as external criminal investigations that are related to Categorical Uses of Force (CUOF).

When a personnel complaint is generated as a result of an Administrative Disapproval/Out of Policy finding for a Use of Force (UOF), or for any misconduct discovered during the UOF investigation, PSB assumes investigative responsibility for the complaint. Once the investigative process is complete, the findings are forwarded through the respective chain of command to the Chief of Police (COP) for final disposition. Additionally, PSB oversees both the administrative and criminal aspects of an Officer Involved Shooting (OIS) and other CUOF investigations, and ensures all OIS occurrences are presented to the Los Angeles County District Attorney (LADA) for evaluation of any criminal allegations pertaining to the involved officer(s). Professional Standards Bureau is overseen by Deputy Chief Billy Brockway.

TERREE BOWERS
Director



CONSTITUTIONAL POLICING AND POLICY BUREAU

The Constitutional Policing & Policy Bureau (CPPB) promotes the Department's steadfast commitment to building public trust through accountability, and effective policies and procedures that protect and serve the City. The CPPB performs essential Department functions including policy development and coordination, risk management, internal audits, compliance with legal and community requests for information, legislative affairs, and interdepartmental relations. Constitutional Policing and Policy Bureau is overseen by Director Terree Bowers.

- **RISK MANAGEMENT AND LEGAL AFFAIRS GROUP**
  - Risk Management and Legal Affairs Division
- **AUDIT DIVISION**
- **STRATEGIC PLANNING AND POLICIES DIVISION**

USE OF FORCE

LEGALITY AND POLICY

LEGAL STANDARDS

Federal and State laws define general Use Of Force (UOF) policy standards and practices for all law enforcement agencies. The City's civilian police oversight body, the BOPC, further refines the Department's UOF policy by establishing administrative standards. As a result, the Department's prescribed policies and procedures can be more restrictive when compared to the broader legal guidelines. Therefore, OIS incidents and other applications of force utilized by Department personnel can be adjudicated as Administrative Disapproval/Out of Policy by the BOPC, irrespective of the lawfulness of an officer's decisions or actions.

FEDERAL LEGAL STANDARDS

The United States (U.S.) Constitution and extensive case law dictates how all law enforcement organizations across the Nation establish and maintain their UOF policies. The federal legal standard used to determine the lawfulness of a UOF is the Fourth Amendment to the U.S. Constitution. In Graham v. Connor, the U.S. Supreme Court determined that an objective reasonableness standard should apply to a civilian's claim that law enforcement officials used excessive force in the course of making an arrest, conducting an investigatory stop, or other "seizure" of his/her person. Graham states in part:

> *The reasonableness of a particular use of force must be judged from the perspective of a reasonable officer on the scene, rather than with the 20/20 vision of hindsight. The calculus of reasonableness must embody allowance for the fact that police officers are often forced to make split-second judgments – in circumstances that are tense, uncertain, and rapidly evolving – about the amount of force that is necessary in a particular situation. The test of reasonableness is not capable of precise definition or mechanical application.*

In essence, the U.S. Supreme Court's ruling established that the force used must be reasonable under the circumstances known to the officer at the time. Therefore, the Department examines all UOF incidents from an objective, rather than a subjective, reasonableness standard.

STATE OF CALIFORNIA LEGAL STANDARDS

In accordance with California Penal Code Section 835a, law enforcement personnel may only use the amount of force that is "objectively reasonable" to:

- Effect an arrest or detention;
- Prevent escape; or,
- Overcome resistance.

A peace officer who makes or attempts to make an arrest need not retreat or desist from their efforts by reason of the resistance or threatened resistance of the person being arrested; nor shall such officer be deemed an aggressor or lose their right to self-defense by the use of reasonable force to effect the arrest, to prevent escape or to overcome resistance.

On August 19, 2013, the California State Supreme Court held, in the case of Hayes v. County of San Diego, that under California negligence law, liability can arise from tactical conduct and decisions employed by law enforcement preceding the use of deadly force. As such, officers' tactical conduct and decisions leading up to the use of deadly force are evaluated to determine the objective reasonableness of an incident.



PREAMBLE TO THE USE OF FORCE POLICY

The UOF by members of law enforcement is a matter of critical concern both to the public and the law enforcement community. It is recognized that some individuals will not comply with the law or submit to control unless compelled to do so by the UOF; therefore, law enforcement officers are sometimes called upon to use force in the performance of their duties. The LAPD also recognizes that members of law enforcement derive their authority from the public and therefore must be ever mindful that they are not only the guardians, but also the servants of the public. The Department's guiding principle when using force shall be reverence for human life. Officers shall attempt to control an incident by using time, distance, communications, and available resources in an effort to de-escalate the situation, whenever it is safe, feasible and reasonable to do so. As stated below, when warranted, Department personnel may use objectively reasonable force to carry out their duties. Officers may use deadly force only when they reasonably believe, based on the totality of circumstances, that such force is necessary in defense of human life. Officers who use unreasonable force degrade the confidence of the community we serve, expose fellow officers to physical hazards, violate the law and rights of individuals upon whom unreasonable force or unnecessary deadly force is used, and subject the Department and themselves to potential civil and criminal liability.

LOS ANGELES POLICE DEPARTMENT USE OF FORCE POLICY

USE OF DE-ESCALATION TECHNIQUES

It is the policy of this Department that, whenever feasible, officers shall use techniques and tools consistent with Department de-escalation training to reduce the intensity of any encounter with a suspect and enable an officer to have additional options to mitigate the need to use a higher level of any force, while maintaining control of the situation.

VERBAL WARNING

Where feasible, a peace officer shall, prior to the use of any force, make reasonable efforts to identify themselves as a peace officer and to warn that force may be used, unless the officer has objectively reasonable grounds to believe that the person is aware of those facts.

PROPORTIONALITY

Officers may only use a level of force that they reasonably believe is proportional to the seriousness of the suspected offense or the reasonably perceived level of actual or threatened resistance.

FAIR AND UNBIASED POLICING

Officers shall carry out their duties, including use of force, in a manner that is fair and unbiased. Discriminatory conduct on the basis of race, religion, color, ethnicity, national origin, age, gender, gender identity, gender expression, sexual orientation, housing status, or disability while performing any law enforcement activity is prohibited.

REQUIREMENT TO REPORT POTENTIAL EXCESSIVE FORCE

An officer who is present and observes another officer using force that the present and observing officer believes to be beyond that which is necessary, shall report such force to a superior officer. This determination shall be made based upon an objectively reasonable officer under the same circumstances and based upon the totality of information actually known to the officer.

REQUIREMENT TO INTERCEDE WHEN EXCESSIVE FORCE IS OBSERVED

An officer shall intercede when present and observing another officer using force that is clearly beyond that which is necessary. This determination shall be made based upon an objectively reasonable officer under the circumstances, taking into account the possibility that other officers may have additional information regarding the threat posed by a subject.

RENDERING AID

After any use of force, officers shall immediately request a rescue ambulance for any person injured. In addition, officers shall promptly provide basic and emergency medical assistance to all members of the community, including victims, witnesses, subjects, suspects, persons in custody, subjects of a use of force and fellow officers:

- To the extent of the officer's training and experience in first aid/cardiopulmonary resuscitation (CPR)/ automated external defibrillator (AED); and,
- To the level of equipment available to an officer at the time assistance is needed.



USE OF FORCE

It is the policy of this Department that personnel may use only that force which is "objectively reasonable" to:

- Defend themselves;
- Defend others;
- Effect an arrest or detention;
- Prevent escape; or,
- Overcome resistance.

The Department examines the reasonableness of any particular use of force pursuant to the opinion issued by the United States Supreme Court in Graham v. Connor from the perspective of a reasonable Los Angeles Police Officer with similar training and experience, in the same situation; and, based on the facts and circumstances of each particular case. Those factors may include, but are not limited to:

- The feasibility of using de-escalation tactics, crisis intervention, or other alternatives to force;
- The seriousness of the crime or suspected offense;
- The level of threat or resistance presented by the subject;
- Whether the subject was posing an immediate threat to officers or a danger to the community;
- The potential for injury to community members, officers or subjects;
- The risk or apparent attempt by the subject to escape;
- The conduct of the subject being confronted (as reasonably perceived by the officer at the time);
- The amount of time and any changing circumstances during which the officer had to determine the type and amount of force that appeared to be reasonable;
- The availability of other resources;
- The training and experience of the officer;
- The proximity or access of weapons to the subject;
- Officer versus subject factors such as age, size, relative strength, skill level, injury/exhaustion and number of officers versus subjects;
- The environmental factors and/or other exigent circumstances; and,
- Whether a person is a member of a vulnerable population.

DRAWING AND/OR EXHIBITING FIREARMS

Unnecessarily or prematurely drawing or exhibiting a firearm limits an officer's alternatives in controlling a situation, creates unnecessary anxiety on the part of citizens, and may result in an unwarranted or accidental discharge of the firearm. Officers shall not draw or exhibit a firearm unless the circumstances surrounding the incident create a reasonable belief that it may be necessary to use the firearm. When an officer has determined that the use of deadly force is not necessary, the officer shall, as soon as practicable, secure or holster the firearm. Any drawing and exhibiting of a firearm shall conform with this policy on the use of firearms. Moreover, any intentional pointing of a firearm at a person by an officer shall be reported.

SERIOUS BODILY INJURY

Pursuant to California Penal Code Section 243(f)(4), serious bodily injury includes, but is not limited to, the following:

- Loss of consciousness;
- Concussion;
- Bone fracture;
- Protracted loss or impairment of function of any bodily member or organ;
- A wound requiring extensive suturing; and,
- Serious disfigurement.

DEADLY FORCE

It is the policy of this Department that officers shall use deadly force upon another person only when the officer reasonably believes, based on the totality of circumstances, that such force is necessary for either of the following reasons:

- To defend against an imminent threat of death or serious bodily injury to the officer or to another person; or,
- To apprehend a fleeing person for any felony that threatened or resulted in death or serious bodily injury, if the officer reasonably believes that the person will cause death or serious bodily injury to another unless immediately apprehended.

In determining whether deadly force is necessary, officers shall evaluate each situation in light of particular circumstances of each case and shall use other available resources and techniques if reasonably safe and feasible. Before discharging a firearm, officers shall consider their surroundings and potential risk to bystanders to the extent reasonable under the circumstances. Because the application of deadly force is limited to the above scenarios, an officer shall not use deadly force against a person based on the danger that person poses to themselves, if an objectively reasonable officer would believe the person does not pose an imminent threat of death or serious bodily injury to the officer or another person.

SHOOTING AT OR FROM MOVING VEHICLES

It is the policy of this Department that firearms shall not be discharged at a moving vehicle unless a person in the vehicle is immediately threatening the officer or another person with deadly force by means other than the vehicle. The moving vehicle itself shall not presumptively constitute a threat that justifies an officer's use of deadly force. An officer threatened by an oncoming vehicle shall move out of its path instead of discharging a firearm at it or any of its occupants. Firearms shall not be discharged from a moving vehicle, except in exigent circumstances and consistent with this policy in regard to the use of deadly force.

WARNING SHOTS

It is the policy of this Department that warning shots shall only be used in exceptional circumstances where it might reasonably be expected to avoid the need to use deadly force.

DEPARTMENT CATEGORIZATION OF USE OF FORCE INCIDENTS

The Department classifies UOF incidents as either a Categorical Use of Force (CUOF) or a Non-Categorical Use of Force (NCUOF), depending on the level of force used or severity of injuries sustained by the suspect and/or officer.

CATEGORICAL USE OF FORCE DEFINED AS:

- An incident involving the use of deadly force (e.g., discharge of a firearm) by a Department employee;
- All deaths while the arrestee or detainee is in the custody of the Department (also known as an In-Custody Death or ICD);
- A UOF incident resulting in death;
- A UOF incident resulting in an injury requiring hospitalization, commonly referred to as a Law Enforcement Related Injury or LERI;
- Officer-involved animal shootings;
- Unintentional discharges;
- A K-9 bite or contact where hospitalization is required;

  Note: A K-9 contact is when a Department K-9 strikes or makes forcible contacts with a person other than a bite that results in visible injury or complaint of injury.

- All uses of a carotid restraint and choke hold; and,

  Note: A carotid restraint is defined as a vascular neck restraint or any similar restraint, hold, or other defensive tactic, including a c-clamp in which pressure is applied to the sides of a person's neck that involves a substantial risk of restricting blood blow and may render the person unconscious in order to subdue or control the person." A choke hold is defined as "any defensive tactic or force option in which direct pressure is applied to a person's trachea or windpipe." (2025 LAPD Manual 3/792.05).

  Note: The Department does not authorize the use of upper body control holds, including the use of a modified carotid, full carotid, or locked carotid hold; therefore, any use is unauthorized and shall be investigated as a categorical use of force.

- All intentional head strikes with an impact weapon or device (e.g., baton, flashlight) and all unintentional (inadvertent or accidental) head strikes that result in serious bodily injury, hospitalization or death.

  Note: All other unintentional head strikes shall be investigated as Level I Non-Categorical Use of Force incidents.

NON-CATEGORICAL USE OF FORCE DEFINED AS:

An incident in which any on-duty or off-duty Department employee whose occupation as a Department employee is a factor, uses physical force or a control device to:

- Compel a person to comply with the employee's direction;
- Defend themselves;
- Defend others;
- Effect an arrest or detention;
- Prevent escape; or,
- Overcome resistance.

NON-CATEGORICAL USE OF FORCE REPORTING LEVELS

All NCUOF incidents shall be initially classified by the investigating supervisor as either a Level I, Level II, or Level III incident.

LEVEL I

A NCUOF shall be reported as a **Level I** incident under the following circumstances:

1. An allegation of unauthorized force is made regarding the force used by a Department employee(s); or,
2. The force used results in a serious bodily injury, as defined by California Penal Code Section 243(f)(4):
    - Loss of consciousness;
    - Concussion,
    - Bone Fracture;
    - Protracted loss of impairment of function of any bodily member or organ;
    - A wound requiring extensive suturing; or,
    - Serious disfigurement.

    Note: If the investigating supervisor is unable to verify the seriousness of an injury or complained of injury, it shall be reported as a Level I incident. If the injury requires admission to a hospital, the incident becomes a CUOF and will be investigated by Force Investigation Division.
3. The injuries to the person upon whom force was used are inconsistent with the amount or type of force reported by involved Department employee(s); or,
4. Any use of force to the neck of the person that does not rise to the level of a Categorical Use of Force; or,
5. Accounts of the incident provided by witnesses and/or the subject of the UOF substantially conflict with the involved employee(s) account; or,
6. Body Worn Video, Digital In-Car Video, third-party video, or other physical evidence substantially differs from the involved employee(s) account; or,
7. Any unintentional (inadvertent or accidental) head strike(s) with an impact weapon or device, which does not result in serious bodily injury, hospitalization or death, and is approved to be handled as a NCUOF by the Commanding Officer, FID.

LEVEL II

A NCUOF shall be reported as a **Level II** incident under any of the following circumstances:

- The force used included any intermediate force munitions (Bean Bag Shotgun, 40mm Less-Lethal Launcher, TASER, Oleoresin Capsicum Spray, and/or baton) that contact a suspect or their clothing;
- A K-9 Bite or K-9 Contact that does not require hospitalization;
- Strike, punch, elbow;
- Kick, knee strike, or leg sweep; or,
- Any takedown.

Note: Any of the above uses of force that result in serious bodily injury (as defined above) shall be investigated as a Level I incident.

LEVEL III

A NCUOF shall be reported as a **Level III** incident under any of the following circumstances:

- Any wrist lock, joint lock, C-grip, firm grip, walk down, push, pull, or bodyweight that results in an injury or complained of injury to the subject, excluding injuries that would be reportable as a Categorical Use of Force or a Level I use of force;
- The discharge of a projectile weapon (e.g., beanbag shotgun, 37mm or 40mm projectile launcher or Compressor Air Projectile System), electronic control device (TASER), or OC Spray that does not make contact with an individual or their clothing, excluding tactical discharges, as defined in Department Manual Section 4/245.05; or,
- Any use of force in a crowd control situation to include any discharge of a projectile weapon, baton strike, punch, elbow strike, kick, knee strike, leg sweep, takedown, or the use of chemical agents, including OC on a crowd as a whole, which does not go beyond the mission of the skirmish line, excluding injuries that would be reportable as a Categorical or Level I Use of Force.

Note: Any use of force in a crowd control situation where officer(s) become involved in an isolated incident with an individual which goes beyond the mission of the skirmish line shall be reported at the appropriate level (Level I, II, or III). An example of such an isolated incident would be when an officer leaves the skirmish line and uses reportable force to effect an arrest on a person who is behind the skirmish line committing vandalism on a police vehicle.

Note: The use of chemical agents, including OC on a crowd as a whole, during crowd control situations shall be approved by a commander or above.

INCIDENTS NOT REPORTABLE AS A NCUOF INCIDENT:

FID INVESTIGATION Any incident investigated by FID.

NO INJURY OR COMPLAINT OF INJURY

The use of a C-grip, firm grip, joint lock walk-down, push, pull, or bodyweight which does not result in an injury or complained of injury to the subject.

FORCE USED DURING A CROWD-CONTROL SITUATION OR RIOTS

A push or baton push used by an officer working in an organized squad directly involved in a crowd control mission that does not result in injury or complained of injury to the subject.

Note: *Isolated incidents resulting from a crowd control situation may require a UOF investigation as determined by a supervisor at the scene.*

TACTICAL DISCHARGE

The tactical discharge of a projectile weapon (e.g., beanbag shotgun, 37mm or 40mm projectile launcher, or Compressed Air Projectile System), electronic control device (TASER), or any chemical agent that does not make contact with an individual.

Note: *A tactical discharge is defined as any projectile from a less lethal control device launched with the intent to gain a tactical advantage by creating a distraction, removing obstacles, or altering the environment, and not directed at an individual (e.g.), use of a baton or beanbag shotgun to break a window, or deployment of a chemical agent during a barricaded suspect incident.*

DEPARTMENT

COMMAND AND CONTROL

COMMAND AND CONTROL

The Department's guiding principle when an officer considers using force is reverence for human life. The concept of Command and Control provides personnel with guidelines to follow in their efforts to contain, de-escalate, and minimize the negative impact of an incident.

Command and Control is the use of active leadership to direct others while using available resources to coordinate a response, accomplish tasks, and minimize risk. Command uses active leadership to establish order, provide stability and structure, set objectives, and create conditions under which the function of control can be achieved with minimal risk. Control implements the plan of action while continuously assessing the situation, making necessary adjustments, managing resources, managing the scope of the incident (containment), and evaluating whether existing Department protocols apply to the incident (Training Bulletin Volume XLVII, Issue 4, July 2018, "Command and Control").

INITIAL RESPONSIBILITY

The senior officer, or any officer on-scene who has gained sufficient situational awareness, shall establish Command and Control and begin the process to develop a plan of action (e.g., radio calls and broadcasts), situational awareness best occurs after arrival on scene, when conditions are witnessed firsthand. Generally, the person responsible for establishing Command and Control will declare themselves the Incident Commander (IC) and initiate the Incident Command System (ICS).

One of the primary responsibilities for the officer initiating Command and Control is the direction and guidance of personnel, which includes, but is not limited to:

- Ensuring reasonable numbers of Designated Cover Officers (DCO) for both intermediate force and lethal cover options.
- Reducing over-response or over-deployment to specific duties and responsibilities; and,
- Maintaining officer safety through personnel location. and assignment.

Note: Reverence for human life, and the safety of the officers, and the public are the key considerations in developing tactics and strategies to resolve critical incidents. Regarding lethal force, an essential goal of Command and Control includes managing the number of officers who are assigned lethal cover responsibilities. In the event of an officer-involved shooting, the reasonable management of lethal cover will help lessen both the number of officers who discharge their firearms and the number of rounds fired during the incident. Consequently, danger to the community may also be reduced by minimizing the number of rounds fired. Although guided by the person who has assumed Command and Control, the individual officer is ultimately responsible for articulating the reasonableness of their decision to draw, exhibit, and/or discharge their firearm.

INDIVIDUAL OFFICER RESPONSIBILITY

The initial officers at the scene of any incident are responsible for Command and Control of an incident until relieved by a more senior officer or supervisor. In addition to their initial assessment, individual officers must identify the IC, generally whomever is the most senior officer at that time, unless a supervisor is present. While taking appropriate action based on their assessments, officers must be ready for, and receptive to, direction and orders from the IC. Every officer plays a crucial role in the management and handling of critical incidents and must understand their role within the Command and Control system. Officers should be ready to deploy or re-deploy as necessary.

PRELIMINARY CONSIDERATIONS

Concurrent with the goal of containment, officers must assess any immediate danger to the community and to initial responders. During the assessment, the IC must direct available personnel and coordinate appropriate resources to mitigate the threat. After appropriate measures have been taken to mitigate risks and preserve human life, the officer who established Command and Control should update the responding supervisor, who will continue to develop the plan. The plan should include the assignment of tasks to available personnel and the organized use of available resources.

ESTABLISHING COMMAND AND CONTROL

Implementing Command and Control involves utilizing active leadership to use available resources, to accomplish tasks and minimize risk. Major events or incidents that require Command and Control range from everyday tactical situation to natural disasters. Existing Department concepts can be used as tools to aid in establishing Command and Control, based on the type and complexity of the incident. Examples include the PATROL acronym and the Tactical Four C's.

SUPERVISOR'S RESPONSIBILITY

Responsibility for Command and Control lies with the senior officer or any officer on scene who has gained sufficient situational awareness. Supervisors shall take responsibility for exercising Command and Control when they arrive to the scene of an incident. Supervisors shall also declare themselves the IC until relieved by a higher authority. It is the expectation of this Department that the highest-ranking supervisor at scene assume the role of IC and communicate the transfer of command to all personnel involved.

THE TACTICAL FOUR C'S

Control
Communicate
Coordinate
Contain

KEY COMPONENTS TO COMMAND AND CONTROL

ACTIVE LEADERSHIP

Using clear, concise, and unambiguous communication to develop and implement a plan, direct personnel, and manage resources.

USING AVAILABLE RESOURCES

Identifying and managing those resources that are needed to plan and implement the desired course of action.

ACCOMPLISHING TASKS

Breaking down a plan of action into smaller objectives and using personnel and other resources to meet those objectives.

MINIMIZE RISK

Taking appropriate actions to mitigate risk exposure to those impacted by the incident, including the community and first responders.

RESOURCES





ADDITIONAL OFFICERS/UNITS/SPECIALIZED UNIT REQUEST(S):

If needed, officers working patrol can request additional resources to an incident. These resources can vary from incident to incident and are dependent on the circumstances of a specific event. Resources can include: Airship, K-9/Bloodhound, SWAT, Bomb Squad, Hazmat, Fire Department, Mental Evaluation Unit (MEU), Dive Team, Traffic, Mutual Aid (i.e. neighboring police departments), etc.

DEBRIEF:

After certain incidents (e.g. foot pursuits, vehicle pursuits, building searches, etc.) a debrief is held to discuss and evaluate the incident among involved personnel. The debrief is usually led by a supervisor or an involved senior officer.

USE OF FORCE:

Under rapidly evolving circumstances, especially when a suspect poses an imminent threat of death or serious bodily injury, officers may not have sufficient time or reasonable options to resolve the situation without the need to use objectively reasonable force.

TACTICAL DE-ESCALATION:

Involves the use of techniques and tools to reduce the intensity of an encounter with a suspect and enable an officer to have additional options to gain voluntary compliance or mitigate the need to use a higher level of force while maintaining control of the situation.

COMMAND POST:

When there is a critical incident a command post is established at a nearby safe location and coordinates resources as needed.

PLANNING

ASSESSMEMT

TIME

RE-DEPLOYMENT

OTHER RESOURCES

LINES OF COMMUNICATION



UNDER RAPIDLY EVOLVING CIRCUMSTANCES, ESPECIALLY WHEN A SUSPECT POSES AN IMMINENT THREAT OF DEATH OR SERIOUS BODILY INJURY, OFFICERS MAY NOT HAVE SUFFICIENT TIME OR REASONABLE OPTIONS TO RESOLVE THE SITUATION WITHOUT THE NEED TO USE OBJECTIVELY REASONABLE FORCE.

TACTICAL DE-ESCALATION

SOME DE-ESCALATION OPTIONS

- Tactical Planning
- Giving Clear & Direct Orders
- Intermediate Force Options
- Empathy
- Persuasion
- Re-Deployment
- Redirecting
- Building Rapport
- Deflection
- Verbal Warnings
- Handcuffing
- Additional Resources

IT IS THE POLICY OF THIS DEPARTMENT THAT, WHENEVER FEASIBLE, OFFICERS SHALL USE TECHNIQUES AND TOOLS CONSISTENT WITH DEPARTMENT DE-ESCALATION TRAINING TO REDUCE THE INTENSITY OF ANY ENCOUNTER WITH A SUSPECT AND ENABLE AN OFFICER TO HAVE ADDITIONAL OPTIONS TO MITIGATE THE NEED TO USE A HIGHER LEVEL OF FORCE WHILE MAINTAINING CONTROL OF THE SITUATION.

INTERMEDIATE

FORCE OPTIONS



OLEORESIN CAPSICUM SPRAY

Oleoresin Capsicum (OC) spray is a chemical agent that is extracted from cayenne pepper plants or produced synthetically. The OC spray primarily affects the eyes, respiratory system, and skin by causing an intense burning sensation. The OC spray has been proven to have varying degrees of effectiveness and can cause unintended effects to officers and the public if deployed in enclosed areas. The maximum effective range of the OC spray is 12 feet.



BATON

The baton is an impact/control device used to push, move, or strike individuals who exhibit unlawful or hostile behavior. Currently, the Department authorizes three versions of the baton for Department-wide use: a collapsible baton, a side handle baton, and a collapsible side handle baton.



40-MILLIMETER LESS-LETHAL LAUNCHER

The 40-millimeter (40mm) Less-Lethal Launcher is a direct impact device that delivers a foam or sponge type round at the desired target. Originally authorized for use by Metropolitan Division, Special Weapons and Tactics (SWAT), the 40mm Less-Lethal Launcher was later approved for deployment by normal patrol functions in 2016. That year, the Department initiated a pilot program to evaluate the effectiveness and functionality of the device in a patrol setting. At the conclusion of the pilot program, the Department adopted the 40mm Less-Lethal Launcher and issued them to all patrol and traffic divisions. The 40mm Less-Lethal Launcher's maximum effective range is 75 feet.

BEANBAG SHOTGUN

The Department's beanbag shotgun is a Remington 870 shotgun that has been reconfigured for use with less-lethal rounds. The beanbag shotgun is equipped with a green slide handle and stock, rifled barrel, and side saddle ammunition holder. The beanbag shotgun ammunition is the LAPD Super-Sock 12-gauge round that can be identified by its clear-hulled plastic cartridge, containing a shot-filled fabric bag. The beanbag shotgun's approved deployment range is five to 30 feet. On September 28, 2021, the Chief of Police released a notice advising that the beanbag shotgun shall not be used in a crowd-control situation.





TASER 7 / TASER 10

The TASER 7 is a two-shot Electronic Control Device (ECD) that was designed to improve on the performance of the previous TASER models by reducing the number of misses, clothing disconnects, and close probe spreads. These issues were the most common reasons the TASER was ineffective in obtaining the desired neuromuscular incapacitation (NMI).

The Department is transitioning from the TASER 7 to the TASER 10, a new ECD. The TASER 10 offers greater flexibility as an intermediate force option than the TASER 7. The TASER 10 has a maximum deployment range of 45 feet versus the maximum range of the TASER 7, which is 22 feet. This increase in range permits officers to maintain a greater distance from the suspect or subject, which will allow for enhanced time for decision-making, redeployment, and use of barriers, which improves an officer's ability to utilize de-escalation techniques preventing the potential need for the use of higher levels of force. Additionally, the cartridge now contains 10 probes, versus the traditional two-probe cartridge used in the TASER 7, which gives the operator up to nine opportunities to achieve NMI. This should dramatically improve the effectiveness of the TASER as an intermediate force option.

Additionally, Drive Stun mode is not available on the TASER 10 due to the "point of aim, point of impact" options, which allow the user to create their own spread with the probes. The device energizes up to four probes at once, automatically finding the optimally spaced probes.

CROWD CONTROL

FORCE OPTIONS

RIOT SHIELD

The shield, made from high-impact Plexiglass with a handle and strap, is a portable device deployable at static locations and limited mobile field force situations. The shield can be used when a crowd or individual(s) turns violent to provide added cover from impact weapons, including projectiles, such as bottles, rocks, and other items. The deployment of the shield can also provide officers with added protection as part of other crowd-control strategies, including actions to arrest or stop the actions of a violent individual.





37-MILLIMETER PROJECTILE LAUNCHER

The 37-millimeter (37mm) Projectile Launcher is an Intermediate Force device that can fire various types of munitions (blunt force and chemical agents). The 37mm Projectile Launcher is normally deployed by Metropolitan Division or specially trained personnel and can be utilized with non-target-specific munitions for crowd dispersal. The 37mm Projectile Launcher's maximum effective range is 50 feet.



FN-303 LESS-LETHAL LAUNCHER

The FN-303 Less-Lethal Launcher is a semi-automatic, shoulder-fired device that fires non-lethal munitions and liquids. The device is powered by compressed air to fire the projectiles, which are loaded into an attached 15-round drum magazine. The Department, with the approval of the BOPC, initiated a limited-time pilot program for the device in 2016. At the conclusion of the pilot program, the Department determined additional testing and data gathering was necessary for a more comprehensive analysis. In July 2017, the Department re-initiated the pilot program for two divisions: Metropolitan Division and Custody Services Division. At the conclusion of 2018, the FN-303 Less-Lethal Launcher was recommended for deployment by Metropolitan Division, K-9, and SWAT. In November 2019, the Department approved the FN-303 Less-Lethal Launcher to be utilized by Metropolitan Division (Metropolitan line platoons, K-9, and SWAT) and Custody Services Division.

CRITICAL INCIDENT

COMMUNITY BRIEFING









The Los Angeles Police Department currently deploys two types of video recording devices in field operations: the Digital In-Car Video System (DICVS) and the Body Worn Video (BWV) camera. These integrated camera platforms have proven to be powerful policing tools that enhance community relations through transparency, improve both operational and administrative oversight and assist in resolving criminal matters more effectively. The Department has incorporated video and audio evidence in the investigative, review, and adjudication processes of internal investigations, including UOF investigations.

To date, both video-based platforms have continued to be instrumental in daily police activities and serve the interest of all stakeholders.

The Los Angeles Police Department Board of Police Commissioners adopted Administrative Order No. 6, and subsequently, Administrative Order No. 14 (2020), mandating that the Department release relevant video footage and details of critical use of force incidents within 45 days of the incident and set forth the standards and criteria for the public release of these video recordings. These orders took into consideration the public's interest in transparency and police accountability, as well as the privacy interests of the individuals depicted in the videos. At the same time, there is consideration for the preservation of the integrity of the related investigations.

The videos also provide a training forum to improve upon our tactics when dealing with incidents that have an impact upon the lives of the people that we have sworn to protect and to serve. These videos can be viewed by visiting LAPDonline.org and on youtube.com, user name: lapdhq.

ALL CRITICAL INCIDENT VIDEOS ARE AVAILABLE TO VIEW ONLINE AT LAPDONLINE.ORG

NON-CATEGORICAL USE OF FORCE

REVIEW AND ADJUDICATION PROCESS

1

NCUOF INCIDENT OCCURS

All involved personnel will be part of the NCUOF investigation.

INVOLVED EMPLOYEE

Duty to report all use of force incidents to proper supervision prior to the end of watch.

2

SUPERVISOR

The supervisor responds and determines if a reportable Use of Force incident occurred, or the appropriate level of investigation (Level I, II or III) and the supervisor then conducts the NCUOF investigation.

3

WATCH COMMANDER

Watch commander and Training / Teams II Coordinator reviews the supervisor's completed investigation and makes the appropriate finding recommendations.

4

AREA COMMANDING OFFICER

Area / Division Commanding Officer reviews the NCUOF investigation and either closes Level III investigations at the divisional level or, for Level I or II investigations, provides finding recommendations regarding tactics and the force used.

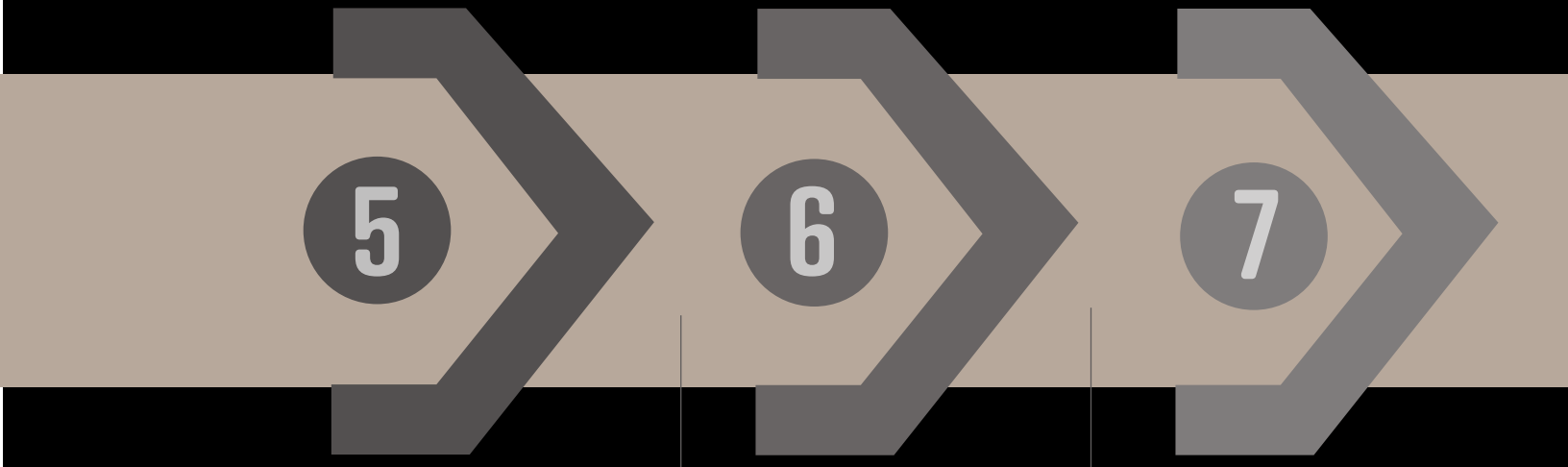

BUREAU COMMANDING OFFICER

Bureau Commanding Officer reviews the Level I or II NCUOF investigation and may concur or make alternative recommendations.

CRITICAL INCIDENT REVIEW DIVISION

CIRD reviews the NCUOF investigation on behalf of the Director of the Office of Support Services and concurs with the finding recommendations provided by the Division and Bureau, or determines if alternative findings are more appropriate.

POSSIBLE DISPOSITIONS

- No Action
- Incident Debrief
- Counseling
- Divisional training
- Formal training
- Notice to correct deficiencies
- Personnel complaint

CATEGORICAL USE OF FORCE ADJUDICATION PROCESS

1 CUOF INCIDENT OCCURS

Force Investigation Division (FID) personnel responds and conducts the CUOF investigation. Office of Inspector General (OIG) responds to the scene, conducts their own independent investigation, and monitors the investigation. Los Angeles County District Attorney (LADA) or California State Attorney General (AG), if applicable, conducts their own independent criminal investigation. Substantially Involved Personnel (SIP) are identified by FID and approved by Bureau Commanding Officer (CO).

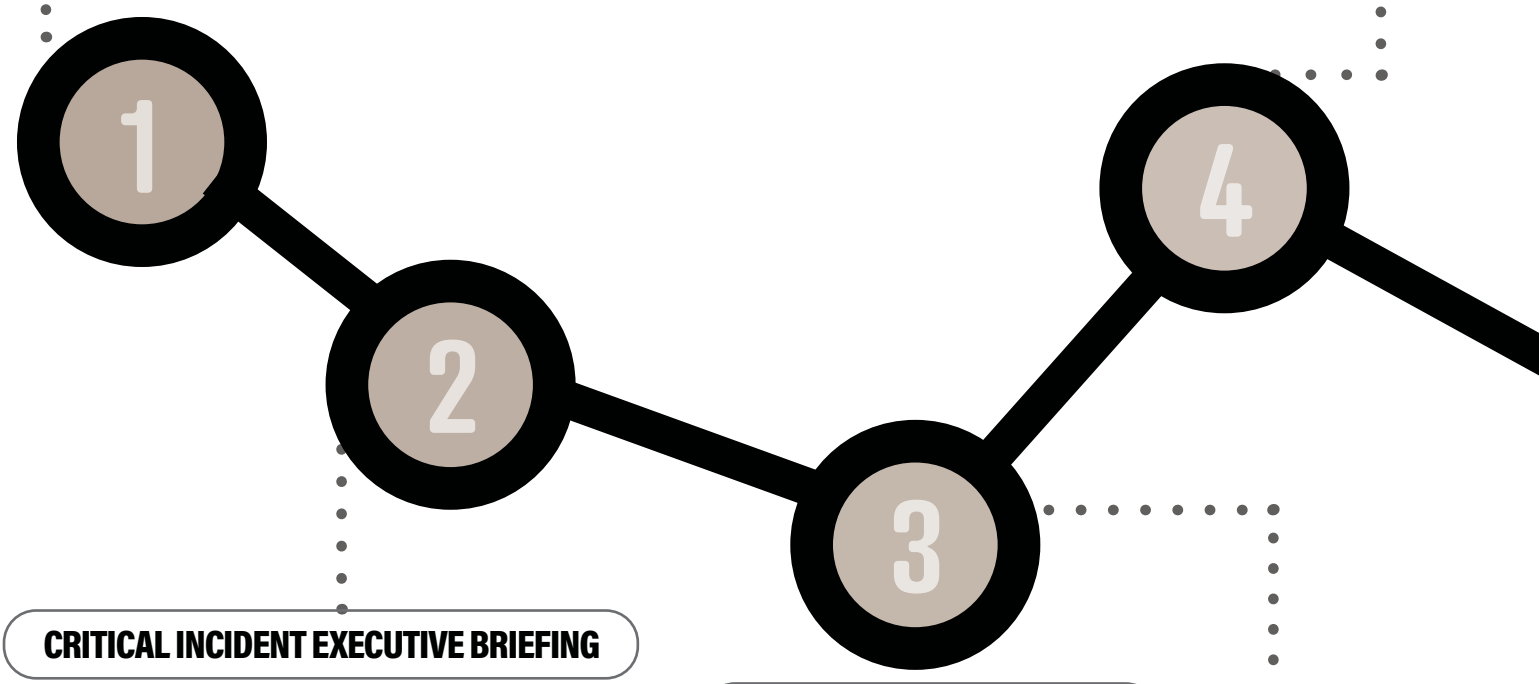

2 CRITICAL INCIDENT EXECUTIVE BRIEFING

FID schedules a Critical Incident Executive Brief, where they provide a preliminary presentation of the incident and answer questions directed from the Chief of Police (COP) and other attending staff.

Attendees at the Critical Incident Executive Brief

- COP
- Assistant Chief
- Bureau CO
- Presenting CO
- CIRD
- Training Bureau

3 GENERAL TRAINING UPDATE

Substantially Involved Personnel attend the General Training Update (GTU) provided by Training Division. There are six mandatory topics, in addition to any other topics identified by either the Chief of Police (COP), the concerned area Commanding Officer (CO), Critical Incident Review Division (CIRD), Use of Force Policy; Reverence for Human Life; Tactical De-Escalation Techniques; Command and Control; Equipment Required/ Maintained; and, Reality-Based Training/ FOS (for OIS incidents).

4 RETURN TO FIELD DUTY

CO's must ensure all Critical Incident Executive Brief restrictions are met and documented per Department orders.

Division CO generates correspondence up the Chain of Command and obtains approval by Chain of Command for an officer's return to field duty.

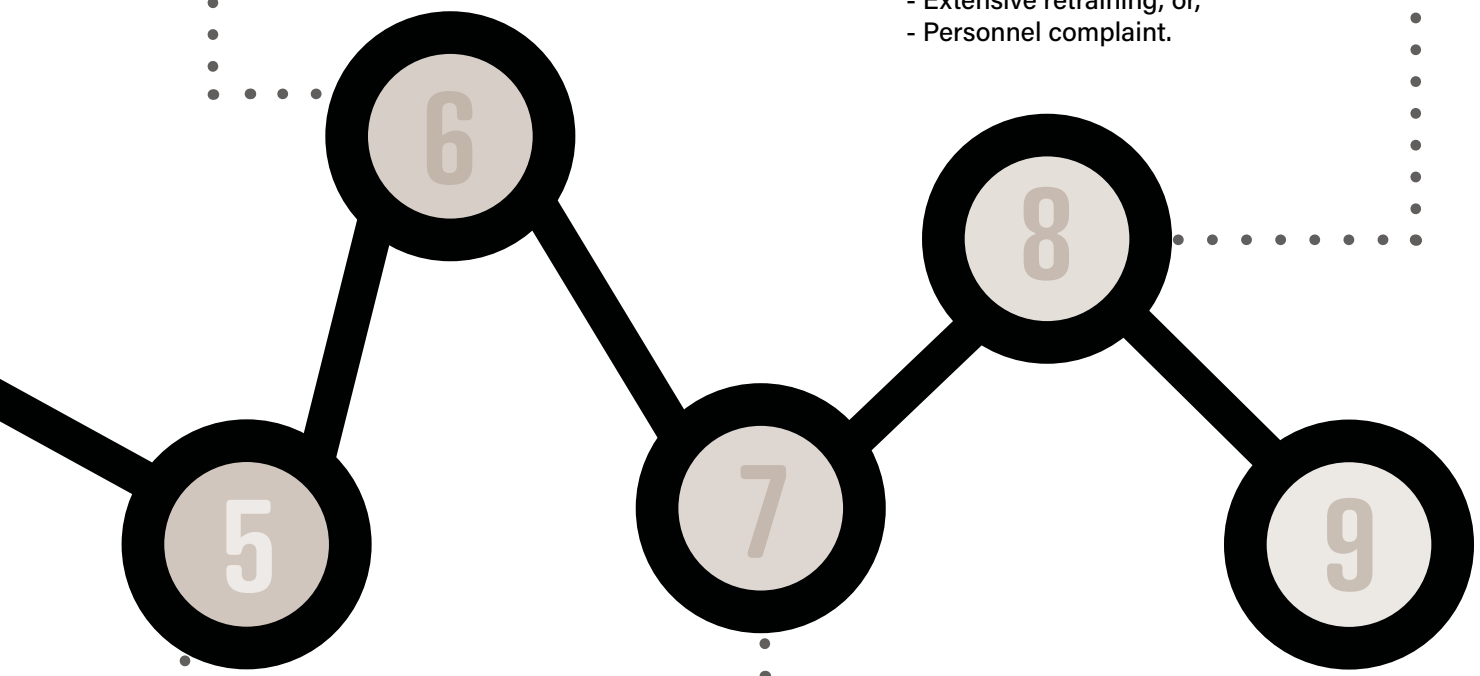

5 USE OF FORCE REVIEW BOARD

The UOFRB is convened and chaired by the Director of the Office of Support Services (OSS).

6 CHIEF OF POLICE

The COP receives the UOFRB recommendations and evaluates the incident. The COP reports his recommendations to the Board of Police Commissioners (BOPC).

7 BOARD OF POLICE COMMISSIONERS

The BOPC receives the COP recommendations and evaluates the incident. The OIG gives the BOPC their own recommendations. The BOPC adjudicates the incident.

8 CHIEF OF POLICE

The COP determines the outcome for BOPC findings of:

- Administrative Disapproval (AD) - Tactics;
- Out of Policy - Drawing / Exhibiting; and,
- Out of Policy - Use of Force;
  - Notice to correct deficiencies;
  - Extensive retraining; or,
  - Personnel complaint.

9 TACTICAL DEBRIEF

All substantially involved personnel in a CUOF incident are required to participate in a Tactical Debrief upon adjudication of the concerned case. The Tactical Debrief affords all involved personnel an opportunity to participate in collaborative training to enhance their performance, identify lessons learned, and understand the adjudication of the CUOF incident.

OFFICER WELLNESS

RESOURCES AND THE USE OF FORCE

The field of police psychology was founded in 1968 when the Los Angeles Police Department became the first municipal police agency in the nation to hire a full-time psychologist, thereby establishing the group known as Behavioral Science Services (BSS). Behavioral Science Services has since been a leader in law enforcement wellness programming, driving many innovative practices for improving officer wellness.

The mission of BSS is to promote the health and wellness of sworn and civilian employees primarily through a host of psychological services, including psychotherapy, relationship counseling, psychological first aid/debriefings, crisis intervention, and skill-building groups. With over a dozen full-time, in-house police psychologists, BSS is one of the largest law enforcement psychology entities in the world. Behavioral Science Services also employs the nation's first police dietitian, who provides guidance on nutrition, healthy diet, and disease management to further ensure healthy and resilient personnel. Finally, the Department's Alcohol and Substance Abuse Prevention Unit operates within BSS and is comprised of sworn peer support members who help triage, guide, support, and educate in matters related to alcohol and other substance use and abuse.

For officers involved in an OIS, BSS provides a series of at least three mandatory appointments with a police psychologist for the officer who discharged his or her weapon. The officer is scheduled no sooner than 48 hours after being released from the scene to ensure some degree of physical, psychological, and social equilibrium is achieved. The purpose of each appointment is to support the officer's resilience by aiming to reduce any distress, assist with current psychological or problem-solving needs, and promote healthy adjustment from a potentially traumatic incident. After the first appointment, the psychologist may recommend that the officer return to pre-incident duties or require additional appointments to achieve the aforementioned aims. At least one appointment will be scheduled to coincide with the release of body worn video (approximately 4-6 weeks after the incident) and another with the convening of the Use of Force Review Board (typically several months after the incident).

Officers who intimately witnessed the OIS or were involved in another type of Categorical Use of Force are seen for at least one mandatory appointment with a police psychologist. Other examples of incidents that may trigger a mandated referral to BSS include those involving head strikes, animal shootings, in-custody deaths, or involvement in a serious traffic collision with injuries that result in death or the substantial possibility of death.

In addition to providing employees with psychological, nutritional, and substance abuse services, BSS oversees the robust LAPD Peer Support Program. Officers who experience critical incidents are encouraged to speak with Peer Support members. In recent years, multiple specialized peer support cadres have been created, including one for officers who have been involved in categorical uses of force.

Behavioral Science Services also provides organizational and operational consultation to entities within the Department. Behavioral Science Services staff design and implement research and training on a variety of law enforcement-related topics, and police psychologists respond with the Special Weapons and Tactics team on every call involving a barricaded subject or hostage situation as part of the Crisis Negotiation Team.

Behavioral Science Services continues to evolve to meet the needs of 21st century policing. Telehealth services, along with the utilization of other digital tools, have gone from being temporary digital solutions during a global pandemic to staples of service delivery that increase utilization and efficiency. Further, BSS has increased its involvement in policy, training, and employee development, establishing key consultations and partnerships that capitalize on the intersection of law enforcement and the behavioral sciences.



The Department's Behavioral Science Services is the oldest and most established in-house law enforcement psychological service entity in the United States. They advise whether an officer involved in a Categorical Use of Force is suitable to return to duty.

2025 STATISTICAL SNAPSHOT



The analysis and application of data-driven strategies within the Department, specifically as it relates to the monitoring of crime levels and significant law enforcement-related occurrences, enhance accountability and transparency, and allows for a more effective utilization of resources.

PERSON CRIMES

IN PERSPECTIVE

CITY OF LOS ANGELES PERSON CRIMES STATISTICS

	2021	2022	2023	2024	2025
Homicide	402	392	328	284	315
Rape	1,623	1,581	1,357	2,204	1,240
Robbery	8,498	9,118	8,676	10,839	7,278
Aggravated Assault	20,074	20,170	19,898	19,131	15,176
TOTAL	**30,597**	**31,261**	**30,259**	**32,458**	**24,009**

PERSON CRIMES SUSPECT DATA

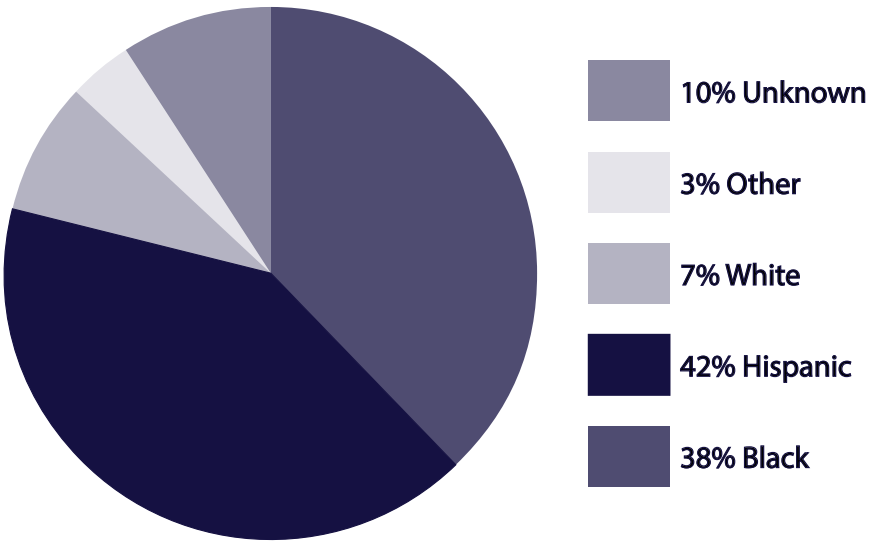

HOMICIDE

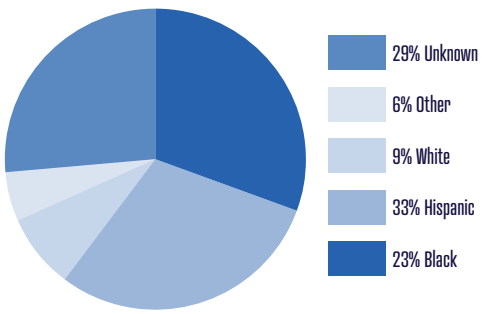

RAPE

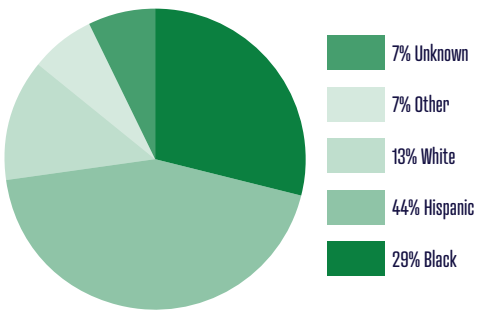

ROBBERY

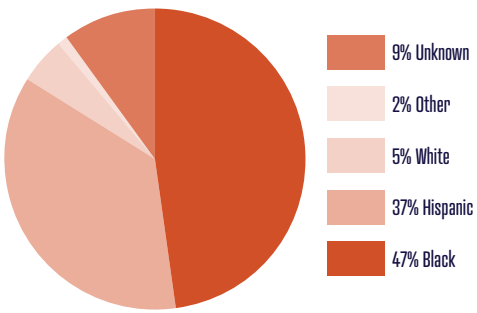

AGGRAVATED ASSAULT

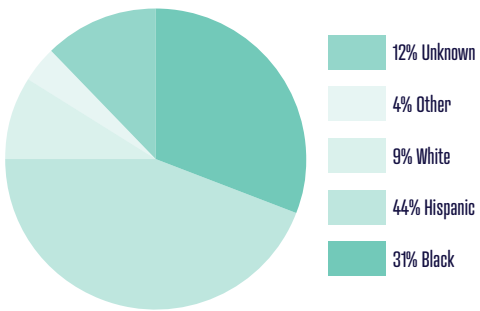

In 2025, there were 27,938 total Person Crime suspects which was a decrease of 2,934, or 9.5 percent compared to 30,872 person crime suspects in 2024. Amongst the four cumulative Person Crime categories, 846 suspects, or three percent, were classified as Other (includes Asian/Pacific Islander); 2,798 suspects, or ten percent, were classified as Unknown; 10,554 suspects, or 38 percent, were classified as Black; 2,112 suspects, or seven percent, were classified as White; and, 11,628 Suspects, or 42 percent, were classified as Hispanic.

PERSON CRIMES VICTIM DATA

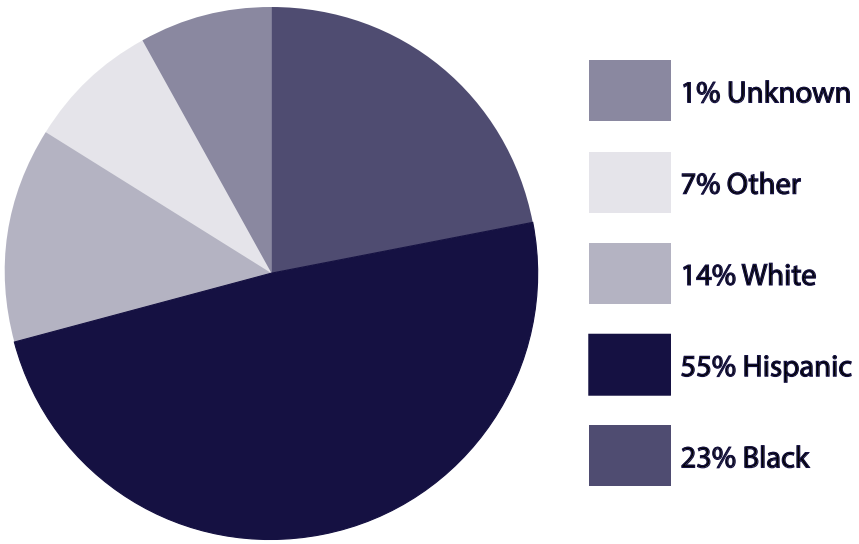

HOMICIDE

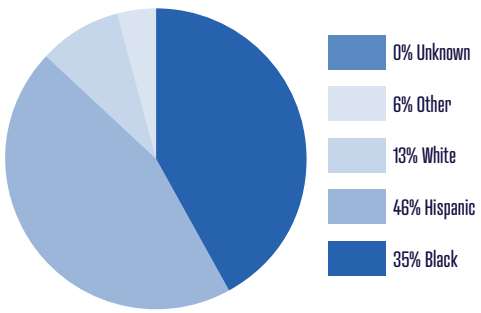

RAPE

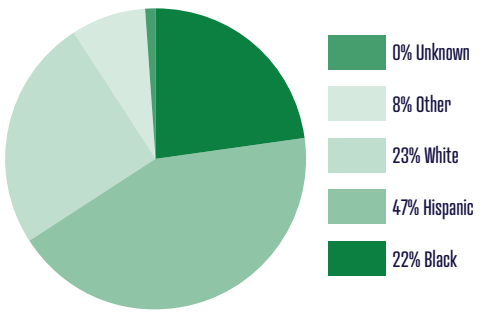

ROBBERY

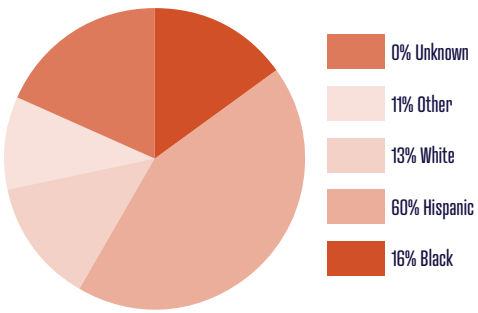

AGGRAVATED ASSAULT

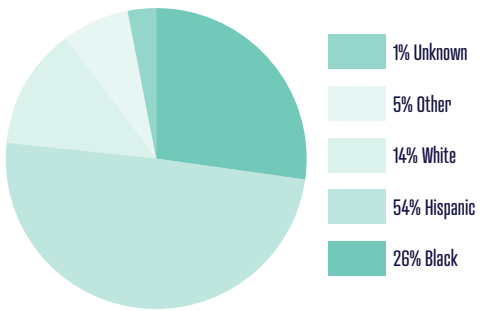

Hispanic victims accounted for 15,586 of the four cumulative Person Crime categories, which represented 55 percent of the 28,266 total Person Crime victims in 2025. Black victims accounted for the second highest group with 6,449 victims, or 23 percent, of the total. White victims had the third highest count with 4,106 victims, or 14 percent, of the total. Other ethnic victims (includes Asian/Pacific Islander) accounted for 1,900 victims, or seven percent, of the total. Unknown ethnic victims accounted for 225 victims, or less than one percent, of the total.

CITY OF LOS ANGELES STATISTICS

POPULATION AND AREA

Ethnicity	Number of Individuals	Percentage
Asian/Pacific Islander	465,444	12%
Black	310,296	8%
Hispanic	1,830,748	47%
White	1,086,037	28%
Other	193,935	5%
Total	**3,886,460**	**100%**

CITY CRIME STATISTICS Person Crime

Ethnicity	No. of Suspects	Percentage
Black	10,554	38%
Hispanic	11,628	42%
White	2,112	7%
Other	846	3%
Unknown	2,798	10%
Total	**27,938**	**100%**

LAPD PERSONNEL FIGURES

SWORN PERSONNEL BY ETHNICITY

Ethnicity	No. of Sworn Personnel	Department
Asian/Pacific Islander	919	11%
Black	723	8%
Hispanic	4,974	57%
White	2,014	23%
Other	74	1%
Total	**8,704**	**100%**

SWORN PERSONNEL BY RANK

Rank	No. of Sworn Personnel	Department
Commander & Above	34	<1%
Captain	83	1%
Lieutenant	237	3%
Sergeant	1,041	12%
Detective	1,084	12%
Police Officer	6,225	72%
Total	**8,704**	**100%**

SWORN PERSONNEL BY GENDER

Gender	No. of Sworn Personnel	Department
Male	7,065	81%
Female	1,636	19%
Non-binary / Other	3	<1%
Total	**8,704**	**100%**

LAPD STATISTICS

DEPARTMENT CALLS FOR SERVICE BY DIVISION

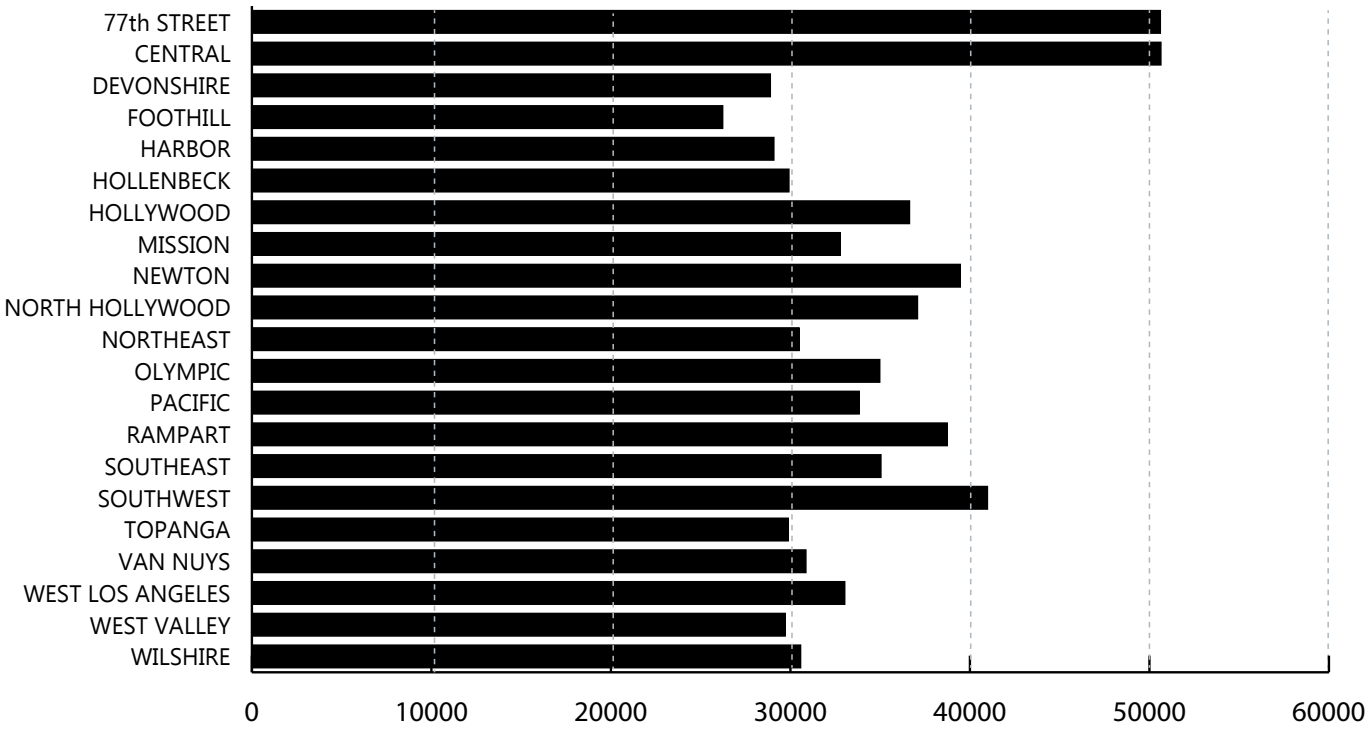

DEPARTMENT PUBLIC CONTACT INFORMATION

Department personnel contacted 1,046,605 individuals in 2025, which includes those detained during field detentions and calls for service. This figure, however, is only a small fraction of the total number of individuals officers interact with on an annual basis, as it does not account for interactions with members of the public other than those detailed above. The 2025 total was a decrease of 75,420 individuals, or seven percent, compared to 1,122,025 individuals contacted in 2024.

ATTACKS ON LAPD OFFICERS

In 2025, there were 710 attacks on LAPD officers which was a decrease of 28 incidents, or four percent, compared to 738 incidents in 2024.

DEPARTMENT FIELD DETENTION INFORMATION BY RACE

Ethnicity	No. of Suspects	Percentage
Black	78,859	25%
Hispanic	165,814	53%
White	47,828	15%
Other	23,037	7%
Total	**315,538**	**100%**

DEPARTMENT ARREST INFORMATION

The Department had total 49,768 arrests in 2025, which was an increase of 6,394, or 15 percent, more than the 43,374 individuals arrested in 2024.


ONE WILSHIRE

FIREARMS RECOVERED

DEPARTMENT'S FIREARMS RECOVERED 2021-2025

	2021	2022	2023	2024	2025
Total Per Year	8,661	8,427	8,154	7,634	5,978

Note: These figures exclude firearms acquired through the Department's Gun Buyback Program.

DEPARTMENT'S FIREARMS RECOVERED BY BUREAU IN 2025

BUREAU TOTALS	2025	Percentages
Central	1,538	26%
South	1,925	32%
Valley	1,511	25%
West	1,004	17%
Total	**5,978**	**100%**

CENTRAL BUREAU RECOVERED FIREARMS

CENTRAL BUREAU	2025	Percentages
Central	176	11%
Rampart	153	10%
Hollenbeck	298	19%
Northeast	164	11%
Newton	747	49%
Total	**1,538**	**100%**

SOUTH BUREAU RECOVERED FIREARMS

SOUTH BUREAU	2025	Percentages
Southwest	433	23%
Harbor	392	20%
77th	576	30%
Southeast	524	27%
Total	**1,925**	**100%**

Note: Data collected from APIMS by Evidence and Property Management Division.

VALLEY BUREAU RECOVERED FIREARMS

VALLEY BUREAU	2025	Percentages
Van Nuys	162	10%
West Valley	175	12%
North Hollywood	178	12%
Foothill	365	24%
Devonshire	269	18%
Mission	167	11%
Topanga	195	13%
Total	**1,511**	**100%**

WEST BUREAU RECOVERED FIREARMS

WEST BUREAU	2025	Percentages
Hollywood	254	25%
Wilshire	162	16%
West LA	182	18%
Pacific	261	26%
Olympic	145	15%
Total	**1,004**	**100%**

FIREARM RECOVERY: GHOST GUNS

In 2025, there were a total of 759 ghost guns recovered. The manufacturing, selling, use, and possession of ghost guns is an epidemic not only in our City, but also nationwide. Our Department continues to focus its efforts on investigating ghost gun manufacturers through street buys, tips, and internet sales. Despite our ongoing efforts, a high percentage of ghost guns recovered are still being constructed from pre-made kits. The Department will continue working with City, State and Federal leaders in the expansion and enforcement of legislative efforts, gun buyback programs, and further community awareness outreach to combat this ever-growing threat. These leadership efforts will greatly assist our field officers and detectives in gathering valuable information and lead specialized units to those making and distributing ghost guns.

USE OF FORCE REVIEW - CATEGORICAL

DEPARTMENT PERSONNEL INVOLVED IN CUOF

Category	2025
Officer Involved Shooting - Hit	37
Officer Involved Shooting - No Hit	10
Officer Involved Shooting - Animal	1
Carotid Restraint Control Hold (CRCH)	0
Head Strike	1
In-Custody Death (ICD)	3
K-9 Contact	1
Law Enforcement Related Injury (LERI)	8
Unintentional Discharge (UD)	11
Warning Shot	0
Chief of Police (COP) Directed	0
Use of Deadly Force (Other)	0
*See page 178 for definition.	
Total	**72**

SOURCE OF ACTIVITY FOR CUOF INCIDENTS

Source	2025
Radio Call	42
Observation	11
Citizen Flag Down	0
Pre-Planned Event	0
Station Call	0
Ambush	0
Off-Duty	6
Other	8
On-Duty, Tactical	0
On-Duty, Non-Tactical	5
Total	**72**

OFFICER-INVOLVED SHOOTING INCIDENTS BY RACE

Ethnicity	2025 OIS Suspect	Person crime Suspect	City Population
Asian/Pacific Islander	0%	(See Other)	12%
Black	30%	38%	8%
Hispanic	57%	42%	47%
White	7%	8%	28%
Other	6%	3%	5%
Unknown	0%	9%	DNA
Total	**100%**	**100%**	**100%**

*DNA - Does Not Apply

USE OF FORCE REVIEW - NON-CATEGORICAL

SOURCE OF ACTIVITY FOR NCUOF INCIDENTS

Source	2025
Citizen Flag Down	86
Observation	460
Radio Call	737
Station Call	15
Other - Subsequent incidents, whether related or unrelated to the original source of activity (e.g., a suspect assaulting officers while being fingerprinted at the jail, resulting in a non-categorical use of force).	294
Unknown	3
Total	**1,595**

NON-CATEGORICAL USE OF FORCE INCIDENTS

Year	2025
Level I	267
Level II	863
Level III	465
Total	**1,595**

Note: Refer to Page 28, Non-Categorical Use of Force Levels, for definition of Level I, Level II and Level III.

SUSPECT WEAPONS

OR ACTIONS BY PERCENT

Weapon Type	2021	2022	2023	2024	2025
None	0%	0%	0%	0%	3%
Other (automobile, physical force, unknown, and other)	5%	0%	6%	7%	6%
Impact Device	3%	0%	6%	0%	4%
Perception	5%	16%	3%	10%	6%
Edged Weapon	38%	16%	35%	21%	22%
Replica/Pellet	8%	10%	12%	14%	19%
Firearm	41%	58%	38%	48%	40%
Total	**100%**	**100%**	**100%**	**100%**	**100%**

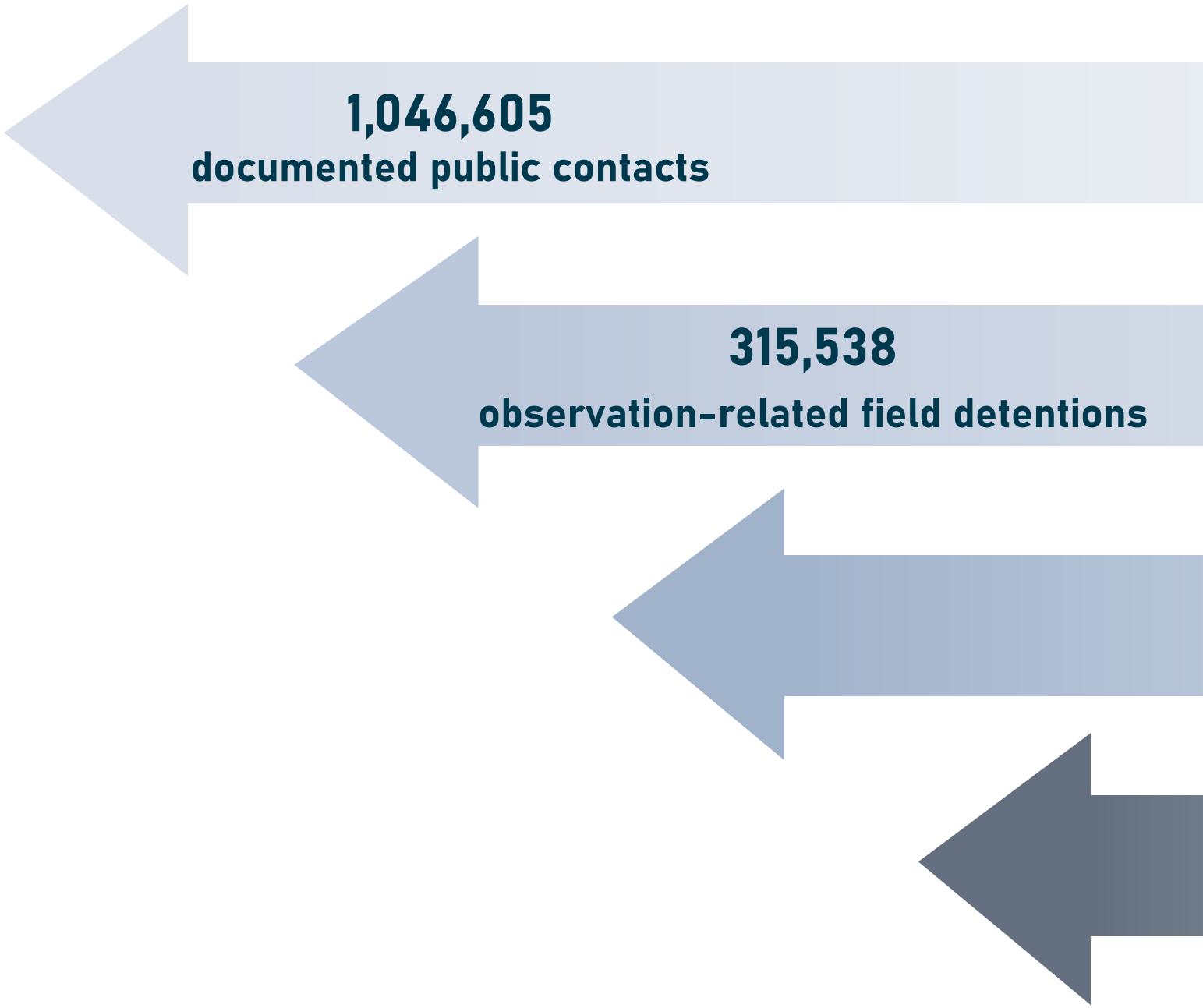

USE OF FORCE IN PERSPECTIVE

2025

It is important to note that a vast majority of police interactions with the public do not result in a use of force. In 2025, the Department had 1,046,605 documented public contacts. During those contacts, 315,538 individuals were stopped during observation-related field detentions (including both vehicle and pedestrian stops), 49,768 arrests were affected, and 1,667 use of force incidents occurred (47 of which were OIS incidents and 1,595 were non-categorical use of force incidents).

PUBLIC CONTACTS IN 2025

USE OF FORCE IN PERSPECTIVE

49,768
arrests

1,595
non-categorical

72
categorical

47
OIS incidents

CATEGORICAL USE OF FORCE HIGHLIGHTS

CHIEF OF POLICE DIRECTED	0
USE OF DEADLY FORCE INCIDENTS	0
CATEGORICAL USE OF FORCE	72
IN CUSTODY DEATH (ICD)	3
ANIMAL SHOOTING	1
2025 OFFICER-INVOLVED SHOOTING (OIS)	47

11 UNINTENTIONAL DISCHARGE (UD)

8 LAW ENFORCEMENT RELATED INJURY

1 HEAD STRIKE

1 K-9 CONTACT

0 CAROTID RESTRAINT CONTROL HOLD
(ONLY CONTACT TO THE NECK AREA)

OFFICER INVOLVED SHOOTING INCIDENTS

FOR 2025

60%

Suspects were armed with weapons other than firearms.

77%

Officer-Involved Shootings originated from a radio call for service.

21%

Suspects were armed with an edged weapon.

40%

Suspects were armed with a firearm.

5,978
Firearms
recovered by officers

759
Ghost Guns
out of the 5,978 recovered

49,768
Person
crime-related arrests for 2025.

ETHNICITY OF SUSPECTS AND OFFICERS IN OFFICER INVOLVED SHOOTING INCIDENTS

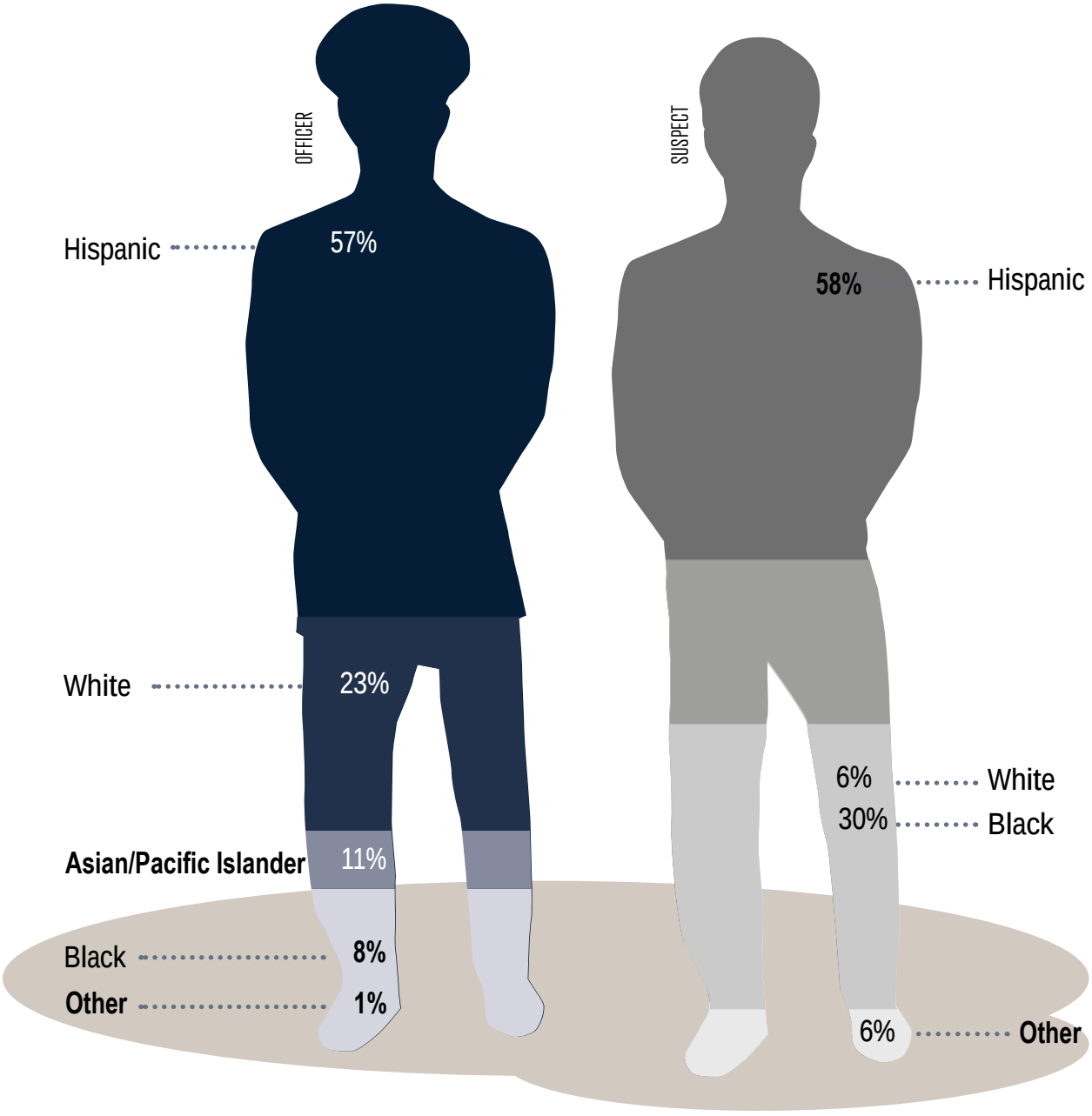

GENDER OF SUSPECTS AND OFFICERS IN OIS INCIDENTS

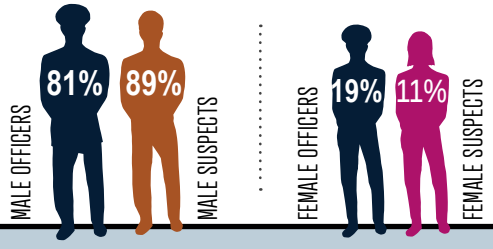

1.4

Officer to incident average

2025 has an average of 1.4 officers per incident with 68 Department personnel involved in 47 OIS incidents.

NON-CATEGORICAL
USE OF FORCE HIGHLIGHTS

SUSPECT INJURIES

TOTAL NON-CATEGORICAL INCIDENTS

TOTAL NON-LETHAL FORCE APPLICATIONS
Body weight, firm grips, joint locks, physical force, strikes, and takedowns

SUSPECTS UNDER THE INFLUENCE
Alcohol and Narcotics Impaired / Alcohol or Narcotics Impaired

INTERMEDIATE FORCE OPTIONS
40MM Less-Lethal Launcher, Beanbag Shotgun, TASER


46%
1,595
3,551
834
511

HIGHLIGHTS

PUBLIC CONTACTS, CRIME, PERSONNEL, AND ARRESTS

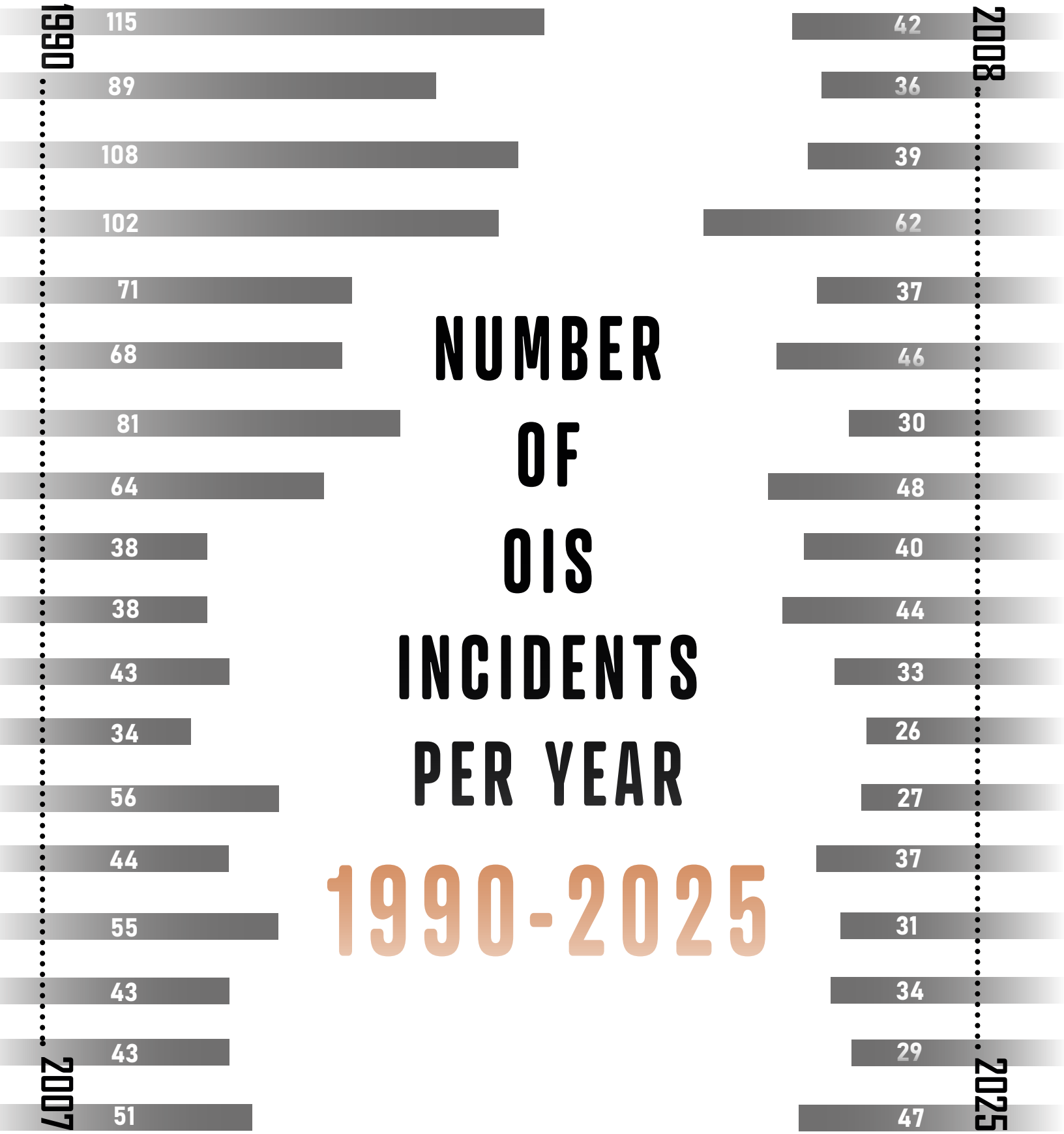

NUMBER OF OIS INCIDENTS PER YEAR

1990-2025

GUNS RECOVERED

2024	7,634
2025	5,978

GHOST GUNS RECOVERED

2024	790
2025	759

PERSON CRIMES

2024	32,458
2025	24,009

*

HOMICIDES

2024	284
2025	315

ARMED SUSPECTS

2024	14
2025	30

**

WEAPON RELATED ARRESTS

2024	3,892
2025	3,904

EDGED WEAPONS

2024	6
2025	12

***

VIOLENT CRIME ARRESTS

2024	7,586
2025	7,466

LAPD PERSONNEL

2024	8,806
2025	8,704

ROUNDS FIRED

2024	Average of 10.4
2025	Average of 8.7

****

ATTACKS ON POLICE

2024	738
2025	710

CALLS FOR SERVICE

2024	773,494
2025	731,097

* Person Crimes are homicides, rapes, robberies, aggravated assaults,

** Suspects armed with a firearm or edged weapon during OIS incidents.

*** Suspects involved in OIS incidents were armed with an edged weapon.

**** Rounds discharged per incident during an OIS incident.

STATISTICAL ANALYSIS





In reviewing the statistics published herein, the Department seeks to identify areas where potentially ineffective or outdated Use of Force-related policies and training can be enhanced, and innovative practices can be implemented.

CATEGORICAL
USE OF FORCE
STATISTICAL ANALYSIS 2021-2025


Spring

OFFICER-INVOLVED SHOOTING INCIDENTS

Officer-Involved Shooting incidents occur when a Department employee intentionally discharges a firearm (excluding Warning Shot, Animal Shooting, and/or Unintentional Discharge incidents). Officer-Involved Shooting incidents are categorized into Hit or No Hit occurrences.

ANNUAL DEPARTMENT TOTALS

OIS	2021	2022	2023	2024	2025
Department Total	37	31	34	29	47

OIS HIT / NO-HIT

OIS	2021	2022	2023	2024	2025
OIS-Hit	31	23	29	22	37
OIS-No-Hit	6	8	5	7	10
Total	**37**	**31**	**34**	**29**	**47**

CLASSIFICATION OF OIS INCIDENTS

Classification	Description
I	Suspect verified with firearm - fired at officer or 3rd party
II	Suspect verified with firearm - firearm in hand or position to fire (but did not fire)
III	Perception shooting - firearm present but not drawn
IV	Perception shooting - no firearm found
V	Suspect armed with weapon other than firearm
VI	Suspect not armed, but threat of/or causing serious bodily injury or death to others
VII	Other

Classification	2021	2022	2023	2024	2025
I	5	8	6	9	9
II	10	10	7	6	16
III	0	0	0	0	0
IV	3	5	2	3	5
V	19	8	19	10	17
VI	0	0	0	0	0
VII	0	0	0	1	0
Unknown	0	0	0	0	0
Total	**37**	**31**	**34**	**29**	**47**

SOURCE OF ACTIVITY

Source	2021	2022	2023	2024	2025
Radio Call	22	17	21	16	36
Observation	7	10	7	8	9
Citizen Flag Down	4	2	3	1	0
Pre-Planned Event	0	1	0	3	0
Station Call	1	0	0	0	0
Ambush	1	0	1	0	0
Off-Duty	2	1	2	1	0
Other	0	0	0	0	2
Total	37	31	34	29	47

BUREAU OF OCCURRENCE

OPERATIONS - CENTRAL BUREAU

Area	2021	2022	2023	2024	2025
Central	3	1	2	3	3
Newton	3	5	4	2	1
Northeast	1	0	2	1	1
Rampart	4	2	3	0	4
Hollenbeck	3	4	1	1	4
Total	**14**	**12**	**12**	**7**	**13**

OPERATIONS - SOUTH BUREAU

Area	2021	2022	2023	2024	2025
77th Street	0	0	4	3	3
Southeast	2	3	1	5	4
Harbor	1	3	1	0	2
Southwest	2	2	0	1	6
Total	**5**	**8**	**6**	**9**	**15**

OPERATIONS - WEST BUREAU

Area	2021	2022	2023	2024	2025
Hollywood	3	1	1	1	1
Olympic	1	1	4	1	4
Pacific	2	0	0	0	0
West Los Angeles	0	1	0	1	0
Wilshire	0	2	0	0	1
Total	**6**	**5**	**5**	**3**	**6**

OPERATIONS - VALLEY BUREAU

Area	2021	2022	2023	2024	2025
Devonshire	0	0	2	0	2
Foothill	1	3	0	2	2
Mission	1	1	1	2	2
North Hollywood	3	0	1	2	0
Topanga	1	0	2	1	3
Van Nuys	2	0	1	0	0
West Valley	2	1	2	1	4
Total	**10**	**5**	**9**	**8**	**13**

OUTSIDE JURISDICTION

OIS	2021	2022	2023	2024	2025
Outside Jurisdiction	2	1	2	2	0

MONTH OF OCCURRENCE

Month	2021	2022	2023	2024	2025
January	3	3	3	2	2
February	1	1	2	3	3
March	7	1	1	4	4
April	5	1	0	2	3
May	1	3	3	3	5
June	2	6	2	2	4
July	4	8	3	3	5
August	2	2	8	0	5
September	0	4	4	3	3
October	7	1	4	1	1
November	0	1	3	3	5
December	5	0	1	3	7
Total	**37**	**31**	**34**	**29**	**47**

DAY OF OCCURRENCE

Day	2021	2022	2023	2024	2025
Monday	4	4	1	3	8
Tuesday	6	7	4	4	7
Wednesday	5	4	9	1	7
Thursday	4	7	3	8	7
Friday	10	3	6	4	6
Saturday	5	3	5	5	5
Sunday	3	3	6	4	7
Total	**37**	**31**	**34**	**29**	**47**

TIME OF OCCURRENCE

Time of Day	2021	2022	2023	2024	2025
0600 - 1759 hours	23	13	16	13	23
1800 - 0559 hours	14	18	18	16	24
Total	**37**	**31**	**34**	**29**	**47**

OFFICER INFORMATION

OFFICER - GENDER

Gender	2021	2022	2023	2024	2025
Female	3	1	6	4	11
Male	49	55	60	57	57
Total	**52**	**56**	**66**	**61**	**68**

OFFICER - ETHNICITY

Ethnicity	2021	2022	2023	2024	2025
American Indian	0	0	1	0	0
Asian Pacific Islander	2	4	4	7	7
Black	3	1	3	5	4
Hispanic	35	36	41	34	43
White	11	15	16	15	13
Other	1	0	1	0	1
Total	**52**	**56**	**66**	**61**	**68**

Ethnicity	City Population	Department Personnel	OIS Personnel
Asian Pacific Islander	12%	11%	11%
Black	8%	8%	6%
Hispanic	47%	57%	63%
White	28%	23%	19%
Other	5%	1%	1%
Total	**100%**	**100%**	**100%**

Note: For the purposes of comparing Department ethnicity categories, Officers who are Filipino are combined with Asian Pacific Islander Officers for a total percentage of 11 percent.

OFFICER – YEARS OF SERVICE

Years	2021	2022	2023	2024	2025
Less than 1 year	0	2	1	4	0
1 - 5 years	24	26	24	23	31
6 - 10 years	7	12	19	13	20
11 - 20 years	15	9	17	16	12
More than 20 years	6	7	5	5	5
Total	**52**	**56**	**66**	**61**	**68**

OFFICER – RANK

Rank	2021	2022	2023	2024	2025
Captain and Above	0	0	0	0	0
Lieutenant	1	0	0	0	0
Sergeant	1	3	1	2	1
Detective	0	1	1	3	1
Police Officer	50	52	63	56	66
Detention Officer	0	0	0	0	0
Reserve Officer	0	0	1	0	0
Total	**52**	**56**	**66**	**61**	**68**

OFFICER – AREA/DIVISION OF ASSIGNMENT

Division/Area/Bureau	2021	2022	2023	2024	2025
77th Street	1	0	10	4	3
Central	2	0	2	4	4
Devonshire	0	0	4	0	2
Foothill	2	5	8	2	4
Harbor	1	7	1	6	1
Hollenbeck	2	6	0	1	7
Hollywood	4	3	2	2	1
Mission	2	1	1	1	0
Newton	3	15	5	8	2
North Hollywood	3	0	2	2	0
Northeast	4	0	1	1	3
Olympic	1	2	4	0	4
Pacific	2	0	0	1	0
Rampart	7	5	8	11	6
Southeast	2	4	4	2	9
Southwest	2	3	0	5	8
Topanga	2	0	3	2	7
Van Nuys	1	0	1	0	1
West Los Angeles	0	1	0	0	0
West Valley	3	0	2	0	3
Wilshire	1	1	1	0	1
All Traffic Divisions	1	1	0	0	0
Administrative Units	0	0	0	0	0
Specialized Units	1	0	0	4	0
Bureaus	1	0	0	0	0
Metropolitan	4	2	7	4	2
Security Services	0	0	0	0	0
Other Areas	0	0	0	0	0
Total	**52**	**56**	**66**	**61**	**68**

OFFICER – ASSIGNMENT

Unit	2021	2022	2023	2024	2025
Administrative Units	0	0	0	0	0
Metropolitan Division	4	2	7	4	2
Patrol	45	41	54	46	58
Specialized Units	3	13	3	11	7
Investigative Units	0	0	1	0	1
Custody Division	0	0	0	0	0
Other	0	0	1	1	0
Total	**52**	**56**	**66**	**61**	**68**

OFFICER – INJURIES

Category	2021	2022	2023	2024	2025
Injured	2	2	8	11	3
Deceased	0	1	0	0	0
Total	**2**	**3**	**8**	**11**	**3**

NUMBER OF OFFICERS FIRING PER INCIDENT

No. of Shooters	2021	2022	2023	2024	2025
1	23	17	20	16	30
2	13	11	9	8	14
3	1	1	1	1	2
4	0	1	1	1	1
5 - 10	0	1	3	3	0
11 or more	0	0	0	0	0
Total	**37**	**31**	**34**	**29**	**47**

OFFICER – WEAPON TYPE

Weapon Type	2021	2022	2023	2024	2025
Handgun	42	53	59	52	55
Shotgun	1	1	4	5	5
Rifle	9	2	3	4	8
Total	**52**	**56**	**66**	**61**	**68**

TOTAL NUMBER OF ROUNDS FIRED BY OFFICERS PER YEAR

OIS	2021	2022	2023	2024	2025
Total Rounds	175	215	330	303	243

ANNUAL AVERAGE OF ROUNDS FIRED PER INCIDENT

OIS	2021	2022	2023	2024	2025
Average Rounds	4.7	6.9	9.7	10.4	5.2

TOTAL NUMBER OF ROUNDS FIRED BY OFFICERS PER WEAPON TYPE

Weapon Type	2021	2022	2023	2024	2025
Handgun	147	212	291	267	209
Shotgun	1	1	4	9	10
Rifle	27	2	35	27	24
Total	**175**	**215**	**330**	**303**	**243**

NUMBER OF ROUNDS FIRED PER INCIDENT BY OFFICERS

No. of Rounds	2021	2022	2023	2024	2025
1 - 5	28	18	21	16	55
6 - 10	5	5	7	3	12
11 - 15	1	4	3	5	0
16 - 20	3	3	1	1	1
21 - 25	0	0	0	1	0
26 - 30	0	0	0	1	0
31 - 35	0	1	0	0	0
36 - 40	0	0	0	0	0
41 - 45	0	0	0	0	0
46 - 50	0	0	0	0	0
51 or more	0	0	2	2	0
Total	**37**	**31**	**34**	**29**	**68**

OFFICER – HIT RATIO

OIS	2021	2022	2023	2024	2025
Rounds Fired	175	215	330	303	243
Hits	80	77	83	83	63
Hit Ratio (%)	**46%**	**36%**	**25%**	**27%**	**26%**

SUSPECT INFORMATION

The suspect sections below include data for all individuals Department personnel applied force on during OIS incidents.

SUSPECT – ETHNICITY

Ethnicity	2021	2022	2023	2024	2025
American Indian	0	0	0	0	0
Asian Pacific Islander	0	0	0	1	0
Black	7	7	9	6	14
Filipino	0	1	0	0	0
Hispanic	24	20	18	16	27
White	5	3	7	6	3
Other	1	0	0	0	3
Unknown	0	0	0	0	0
Total	**37**	**31**	**34**	**29**	**47**

Ethnicity	City Population	Person Crime Suspect	OIS Suspect
Asian Pacific Islander	12%	(See other)	0%
Black	8%	38%	30%
Hispanic	47%	42%	57%
White	28%	8%	7%
Other	5%	3%	6%
Unknown	N/A	9%	0%
Total	**100%**	**100%**	**100%**

SUSPECT – GENDER

Gender	2021	2022	2023	2024	2025
Female	3	1	5	1	5
Male	34	30	29	28	42
Unknown	0	0	0	0	0
Total	**37**	**31**	**34**	**29**	**47**

SUSPECT – AGE

Age	2021	2022	2023	2024	2025
0-17 years old	1	0	0	1	0
18-23 years old	1	6	1	4	5
24-29 years old	7	7	9	2	8
30-39 years old	14	13	11	13	20
40-49 years old	10	3	8	5	9
50-59 years old	4	2	3	3	4
60 years old and Above	0	0	1	1	0
Unknown	0	0	1	0	1
Total	**37**	**31**	**34**	**29**	**47**

SUSPECT – PERCEIVED MENTAL ILLNESS

Perceived Mental Illness	2021	2022	2023	2024	2025
Yes	15	11	12	4	13
No	22	20	22	25	31
Unknown	0	0	0	0	3
Total	**37**	**31**	**34**	**29**	**47**

SUSPECT – PERCEIVED HOMELESS

Perceived Homeless	2021	2022	2023	2024	2025
Yes	10	8	13	2	4
No	25	23	21	27	40
Unknown	2	0	0	0	3
Total	**37**	**31**	**34**	**29**	**47**

DECEASED SUSPECT TOXICOLOGY RESULTS

Substance Present	2021	2022	2023	2024	2025
Yes	14	14	14	4	N/A
No	3	0	2	8	N/A
Unknown/Pending	0	0	0	0	N/A
Total	**17**	**14**	**16**	**12**	**N/A**

DECEASED SUSPECT – TOXICOLOGY ANALYSIS

Substance	2021	2022	2023	2024	2025
Alcohol	5	5	3	1	N/A
Cocaine	4	1	1	0	N/A
Marijuana	9	6	2	0	N/A
Methamphetamine	9	9	12	5	N/A
Opiates	0	2	1	1	N/A
PCP	0	1	0	0	N/A
Psychiatric Medication	2	0	1	4	N/A
Other	0	0	0	2	N/A
Unknown	0	0	0	0	N/A
None	3	0	2	0	N/A

SUSPECT – WEAPON/FORCE

Weapon Type	2021	2022	2023	2024	2025
Automobile	1	0	2	0	1
Edged Weapon	14	5	12	6	12
Firearm	15	18	13	14	18
Impact Device	1	0	2	0	2
Perception (Simulated Weapon)	2	5	1	3	1
Physical Force	0	0	0	1	1
Replica/Pellet Gun	3	3	4	4	11
Other	1	0	0	1	1
Unknown	0	0	0	0	0
None	0	0	0	0	0
Total	**37**	**31**	**34**	**29**	**47**

SUSPECT – INJURIES

Category	2021	2022	2023	2024	2025
Injured	14	12	14	12	27
Deceased	17	14	16	12	17
Unknown	0	0	0	0	1
None	6	5	4	5	2
Total	**37**	**31**	**34**	**29**	**47**

ETHNICITY OF DECEASED SUSPECTS

Ethnicity	2021	2022	2023	2024	2025
American Indian	0	0	0	0	0
Asian Pacific Islander	0	0	0	1	0
Black	3	2	4	3	2
Filipino	0	0	0	0	0
Hispanic	11	11	9	6	12
White	3	1	3	2	1
Other	0	0	0	0	2
Total	**17**	**14**	**16**	**12**	**17**

DEPARTMENT ADJUDICATION

TACTICAL DEBRIEF/IN-POLICY (NO FURTHER ACTION)

Category	2021	2022	2023	2024	2025
Tactics	23	30	23	88	N/A
Drawing & Exhibiting	37	52	56	76	N/A
Non-Lethal Force	5	1	1	8	N/A
Intermediate Force	1	0	1	10	N/A
Lethal Force	26	38	37	59	N/A

ADMINISTRATIVE DISAPPROVAL/OUT OF POLICY

Category	2021	2022	2023	2024	2025
Tactics	16	22	33	8	N/A
Drawing & Exhibiting	2	0	0	0	N/A
Non-Lethal Force	3	0	0	0	N/A
Intermediate Force	0	0	1	0	N/A
Lethal force	13	14	19	2	N/A

ANIMAL SHOOTING INCIDENTS

An incident in which a Department employee intentionally discharges a firearm at an animal.

ANNUAL DEPARTMENT TOTALS

OIS - Animal	2021	2022	2023	2024	2025
Department Total	5	5	5	1	1

SOURCE OF ACTIVITY

Source	2021	2022	2023	2024	2025
Radio Call	3	1	3	1	1
Observation	0	1	1	0	0
Citizen Flag Down	0	0	1	0	0
Pre-Planned Events	2	2	0	0	0
Station Call	0	0	0	0	0
Ambush	0	0	0	0	0
Off-Duty	1	1	0	0	0
Other	0	0	0	0	0
Total	**5**	**5**	**5**	**1**	**1**

BUREAU OF OCCURRENCE

OPERATIONS-CENTRAL BUREAU

Area	2021	2022	2023	2024	2025
Central	1	0	1	0	0
Newton	0	0	2	0	0
Northeast	0	0	1	0	0
Rampart	0	0	0	0	1
Hollenbeck	0	0	0	0	0
Total	**1**	**0**	**4**	**0**	**1**

OPERATIONS-SOUTH BUREAU

Area	2021	2022	2023	2024	2025
77th Street	1	1	1	1	0
Southeast	3	0	0	0	0
Harbor	0	1	0	0	0
Southwest	0	0	0	0	0
Total	**4**	**2**	**1**	**1**	**0**

OPERATIONS-WEST BUREAU

Area	2021	2022	2023	2024	2025
Hollywood	0	0	0	0	0
Olympic	0	0	0	0	0
Pacific	0	0	0	0	0
West Los Angeles	0	0	0	0	0
Wilshire	0	0	0	0	0
Total	**0**	**0**	**0**	**0**	**0**

OPERATIONS-VALLEY BUREAU

Area	2021	2022	2023	2024	2025
Devonshire	0	0	0	0	0
Foothill	0	0	0	0	0
Mission	0	1	0	0	0
North Hollywood	0	0	0	0	0
Topanga	0	0	0	0	0
Van Nuys	0	0	0	0	0
West Valley	0	1	0	0	0
Total	**0**	**2**	**0**	**0**	**0**

OUTSIDE JURISDICTION

Area	2021	2022	2023	2024	2025
Outside Jurisdiction	0	0	0	0	0

MONTH OF OCCURRENCE

Month	2021	2022	2023	2024	2025
January	0	0	0	0	0
February	0	0	0	0	0
March	1	0	0	0	0
April	0	0	0	0	0
May	0	0	1	0	0
June	0	2	0	0	0
July	2	0	0	0	0
August	1	1	0	0	0
September	0	0	3	0	0
October	0	1	0	1	0
November	0	1	1	0	0
December	1	0	0	0	1
Total	**5**	**5**	**5**	**1**	**1**

DAY OF OCCURRENCE

Day	2021	2022	2023	2024	2025
Monday	4	2	1	0	0
Tuesday	1	1	3	0	0
Wednesday	0	0	0	1	0
Thursday	0	1	0	0	0
Friday	0	1	0	0	0
Saturday	0	0	0	0	1
Sunday	0	0	1	0	0
Total	**5**	**5**	**5**	**1**	**1**

TIME OF OCCURRENCE

Time of Day	2021	2022	2023	2024	2025
0600 - 1759 hours	5	3	4	1	0
1800 - 0559 hours	0	2	1	0	1
Total	**5**	**5**	**5**	**1**	**1**

OFFICER INFORMATION

The officer sections below include data for all employees who received, or were pending, BOPC "lethal force" adjudication findings for their involvement in Animal Shooting incidents.

OFFICER – GENDER

Gender	2021	2022	2023	2024	2025
Female	0	1	0	0	0
Male	5	4	5	1	1
Total	**5**	**5**	**5**	**1**	**1**

OFFICER – ETHNICITY

Ethnicity	2021	2022	2023	2024	2025
American Indian	0	0	0	0	0
Asian Pacific Islander	0	0	0	0	0
Black	1	0	1	0	0
Filipino	0	0	0	0	0
Hispanic	3	4	4	1	1
White	1	1	0	0	0
Other	0	0	0	0	0
Total	**5**	**5**	**5**	**1**	**1**

Ethnicity	City Population	Department Personnel	OIS-Animal Personnel
Asian Pacific Islander	12%	11%	0%
Black	8%	8%	0%
Hispanic	47%	57%	100%
White	28%	23%	0%
Other	5%	1%	0%
Total	**100%**	**100%**	**100%**

OFFICER – YEARS OF SERVICE

Years	2021	2022	2023	2024	2025
Less than 1 year	0	0	0	0	1
1 - 5 years	1	1	1	1	0
6 - 10 years	1	1	1	0	0
11 - 20 years	0	0	2	0	0
More than 20 years	3	3	1	0	0
Total	**5**	**5**	**5**	**1**	**1**

OFFICER – AREA/DIVISION OF ASSIGNMENT

Division/Area/Bureau	2021	2022	2023	2024	2025
77th Street	0	1	1	1	0
Central	1	0	1	0	0
Devonshire	0	0	0	0	0
Foothill	0	0	0	0	0
Harbor	0	1	0	0	0
Hollenbeck	0	0	0	0	0
Hollywood	0	0	0	0	0
Mission	0	1	0	0	0
Newton	0	0	2	0	0
North Hollywood	0	0	0	0	0
Northeast	0	0	1	0	0
Olympic	0	0	0	0	0
Pacific	0	0	0	0	0
Rampart	0	1	0	0	1
Southeast	2	0	0	0	0
Southwest	0	0	0	0	0
Topanga	0	0	0	0	0
Van Nuys	0	0	0	0	0
West Los Angeles	0	0	0	0	0
West Valley	0	1	0	0	0
Wilshire	0	0	0	0	0
All Traffic Divisions	1	0	0	0	0
Administrative Units	0	0	0	0	0
Specialized Units	0	0	0	0	0
Bureau	0	0	0	0	0
Metropolitan	1	0	0	0	0
Security Services	0	0	0	0	0
Other Areas	0	0	0	0	0
Total	**5**	**5**	**5**	**1**	**1**

OFFICER – RANK

Rank	2021	2022	2023	2024	2025
Captain and Above	0	0	0	0	0
Lieutenant	0	0	0	0	0
Sergeant	0	0	1	0	0
Detective	0	1	0	0	0
Police Officer	5	3	4	1	1
Detention Officer	0	0	0	0	0
Reserve Officer	0	1	0	0	0
Other	0	0	0	0	0
Total	**5**	**5**	**5**	**1**	**1**

OFFICER – ASSIGNMENT

Unit	2021	2022	2023	2024	2025
Administrative Units	0	0	0	0	0
Metropolitan Division	1	1	0	0	0
Patrol	3	3	2	4	1
Specialized Units	0	1	2	1	0
Investigative Units	0	0	0	0	0
Custody Division	0	0	0	0	0
Other	0	0	1	0	0
Total	**4**	**5**	**5**	**5**	**1**

OFFICER – INJURIES

Category	2021	2022	2023	2024	2025
Injured	1	1	1	1	0
Deceased	0	0	0	0	0
Total	**1**	**1**	**1**	**1**	**0**

OFFICER – WEAPON TYPE

Weapon Type	2021	2022	2023	2024	2025
Handgun	4	5	5	5	1
Shotgun	0	0	0	0	0
Rifle	0	0	0	0	0
Total	**4**	**5**	**5**	**5**	**1**

TOTAL NUMBER OF ROUNDS FIRED BY OFFICERS PER YEAR

OIS - Animal	2021	2022	2023	2024	2025
Total Rounds	6	13	12	1	1

ANNUAL AVERAGE OF ROUNDS FIRED PER INCIDENT

OIS - Animal	2021	2022	2023	2024	2025
Average Rounds	1.2	2.6	2.4	1.0	1.0

TOTAL NUMBER OF ROUNDS FIRED BY OFFICERS PER WEAPON TYPE

Weapon Type	2021	2022	2023	2024	2025
Handgun	5	6	13	12	1
Shotgun	0	0	0	0	0
Rifle	0	0	0	0	0
Total	**5**	**6**	**13**	**12**	**1**

DEPARTMENT ADJUDICATION

TACTICAL DEBRIEF/IN-POLICY (NO FURTHER ACTION)

Category	2021	2022	2023	2024	2025
Tactics	5	5	3	5	N/A
Drawing & Exhibiting	5	5	5	1	N/A
Non-Lethal Force	0	0	0	0	N/A
Intermediate Force	0	0	0	1	N/A
Lethal Force	5	4	5	1	N/A

ADMINISTRATIVE DISAPPROVAL/OUT OF POLICY

Category	2021	2022	2023	2024	2025
Tactics	0	0	2	0	N/A
Drawing & Exhibiting	0	0	0	0	N/A
Non-Lethal Force	0	0	0	0	N/A
Intermediate Force	0	0	0	0	N/A
Lethal Force	0	1	0	0	N/A

UNINTENTIONAL DISCHARGE (UD) INCIDENTS

The unintentional discharge of a firearm by a Department employee regardless of cause. Unintentional discharges are evaluated and then determined to be Tactical or Non-Tactical. During the adjudication, they are then classified as “Accidental Discharges” or “Negligent Discharges.”

ANNUAL DEPARTMENT TOTALS

Unintentional Discharge	2021	2022	2023	2024	2025
Department Total	8	7	10	12	11

SOURCE OF ACTIVITY

Source	2021	2022	2023	2024	2025
Off-Duty	4	3	3	6	5
On-Duty, Tactical	0	1	1	0	0
On-Duty, Non-Tactical	4	3	6	6	6
Total	**8**	**7**	**10**	**12**	**11**

BUREAU OF OCCURRENCE

OPERATIONS-CENTRAL BUREAU

Area	2021	2022	2023	2024	2025
Central	0	0	0	0	0
Newton	0	1	0	0	0
Northeast	1	0	1	1	0
Rampart	0	0	1	2	0
Hollenbeck	0	0	1	0	0
Total	**1**	**1**	**3**	**3**	**0**

OPERATIONS-SOUTH BUREAU

Area	2021	2022	2023	2024	2025
77th Street	0	0	0	1	1
Southeast	0	0	0	1	0
Harbor	2	0	0	0	0
Southwest	0	0	0	0	0
Total	**2**	**0**	**0**	**2**	**1**

OPERATIONS-WEST BUREAU

Area	2021	2022	2023	2024	2025
Hollywood	0	0	0	0	0
Olympic	0	0	0	0	0
Pacific	1	0	0	0	0
West Los Angeles	1	0	0	1	0
Wilshire	0	1	0	1	0
Total	**2**	**1**	**0**	**2**	**0**

OPERATIONS-VALLEY BUREAU

Area	2021	2022	2023	2024	2025
Devonshire	0	0	1	1	2
Foothill	0	0	1	0	0
Mission	0	0	0	0	0
North Hollywood	0	1	2	0	0
Topanga	0	0	1	0	0
Van Nuys	0	1	0	0	0
West Valley	0	1	0	0	1
Total	**0**	**3**	**5**	**1**	**3**

OUTSIDE JURISDICTION

Area	2021	2022	2023	2024	2025
Outside Jurisdiction	3	2	2	4	7

MONTH OF OCCURRENCE

Month	2021	2022	2023	2024	2025
January	1	0	0	0	1
February	0	0	0	1	0
March	1	0	1	3	0
April	2	3	2	0	0
May	0	0	2	2	1
June	1	1	1	1	0
July	0	0	0	1	3
August	1	0	1	1	0
September	0	2	0	2	1
October	1	0	0	0	2
November	1	0	1	1	2
December	0	1	0	0	1
Total	**8**	**7**	**10**	**12**	**11**

DAY OF OCCURRENCE

Day	2021	2022	2023	2024	2025
Monday	1	1	2	2	1
Tuesday	1	0	1	1	1
Wednesday	2	3	1	2	2
Thursday	0	2	0	1	3
Friday	1	1	0	6	2
Saturday	2	0	3	0	1
Sunday	1	0	3	0	1
Total	**8**	**7**	**10**	**12**	**11**

TIME OF OCCURRENCE

Time of Day	2021	2022	2023	2024	2025
0600 - 1759 hours	3	5	6	8	9
1800 - 0559 hours	5	2	4	4	2
Total	**8**	**7**	**10**	**12**	**11**

OFFICER INFORMATION

OFFICER – GENDER

Gender	2021	2022	2023	2024	2025
Female	1	0	1	2	0
Male	7	7	9	10	11
Total	**8**	**7**	**10**	**12**	11

OFFICER – ETHNICITY

Ethnicity	2021	2022	2023	2024	2025
American Indian	0	0	0	0	0
Asian Pacific Islander	0	0	2	2	1
Black	2	1	0	1	1
Filipino	0	0	1	1	1
Hispanic	4	4	7	7	7
White	2	2	0	1	1
Other	0	0	0	0	0
Total	**8**	**7**	**10**	**12**	**11**

Ethnicity	City Population	Department Personnel	UD Personnel
Asian Pacific Islander	12%	11%	18%
Black	8%	8%	9%
Hispanic	47%	57%	64%
White	28%	23%	9%
Other	5%	1%	0%
Total	**100%**	**100%**	**100%**

OFFICER – YEARS OF SERVICE

Years	2021	2022	2023	2024	2025
Less than 1 year	0	3	0	0	0
1 - 5 years	1	1	2	8	2
6 - 10 years	0	1	3	1	3
11 - 20 years	1	1	3	3	5
More than 20 years	8	1	2	0	1
Total	**8**	**7**	**10**	**12**	**11**

OFFICER – RANK

Rank	2021	2022	2023	2024	2025
Captain and Above	0	0	0	0	0
Lieutenant	0	0	0	0	0
Sergeant	0	0	1	2	1
Detective	1	1	1	0	0
Police Officer	7	6	8	10	10
Detention Officer	0	0	0	0	0
Property Officer	0	0	0	0	0
Total	**8**	**7**	**10**	**12**	**11**

OFFICER – AREA/DIVISION OF ASSIGNMENT

Division/Area/Bureau	2021	2022	2023	2024	2025
77th Street	0	0	0	1	1
Central	1	0	1	0	1
Devonshire	1	0	0	0	0
Foothill	1	0	1	0	0
Harbor	0	0	0	0	0
Hollenbeck	1	0	0	0	0
Hollywood	1	0	0	0	0
Mission	0	1	0	0	0
Newton	0	0	0	0	0
North Hollywood	0	0	2	0	1
Northeast	0	0	0	1	0
Olympic	0	0	0	1	1
Pacific	1	0	0	0	0
Rampart	0	0	1	1	0
Southeast	0	0	0	1	1
Southwest	0	1	0	2	0
Topanga	0	0	1	1	0
Van Nuys	1	0	0	0	0
West Los Angeles	0	2	0	1	1
West Valley	0	0	0	0	1
Wilshire	0	0	0	1	0
All Traffic Divisions	0	1	0	0	1
Administrative Units	0	1	1	0	2
Specialized Units	0	1	0	1	0
Bureau	0	0	0	0	0
Metropolitan	0	1	0	0	1
Security Services	0	0	0	0	0
Other Areas	0	0	0	1	0
Total	**8**	**7**	**10**	**12**	**11**

OFFICER – ASSIGNMENT

Unit	2021	2022	2023	2024	2025
Administrative Units	1	0	1	1	2
Metropolitan Division	1	0	1	0	1
Patrol Divisions	4	4	5	8	7
Specialized Units	0	3	2	2	0
Investigative Units	1	0	1	0	0
Custody Division	0	0	0	0	0
Other	1	0	0	1	1
Total	**8**	**7**	**10**	**12**	**11**

OFFICER – INJURIES

Category	2021	2022	2023	2024	2025
Injured	0	1	0	0	2
Deceased	0	0	0	0	0
Total	**0**	**1**	**0**	**0**	**2**

OFFICER – WEAPON SYSTEM

Weapon Type	2021	2022	2023	2024	2025
Handgun	5	7	9	10	9
Shotgun	1	0	1	2	1
Rifle	2	0	0	0	1
Total	**8**	**7**	**10**	**12**	**11**

TOTAL NUMBER OF ROUNDS FIRED BY OFFICERS PER WEAPON SYSTEM

Weapon Type	2021	2022	2023	2024	2025
Handgun	5	7	9	10	9
Shotgun	1	0	1	2	1
Rifle	2	0	0	0	1
Total	**8**	**7**	**10**	**12**	**11**

OFFICER – HANDGUN TYPE

Handgun Type	2021	2022	2023	2024	2025
Striker-Fired	4	7	5	7	7
Decocker	1	0	0	0	0
1911	0	0	2	2	2
Revolver	0	0	2	1	0
Total	**5**	**7**	**9**	**10**	**9**

DEPARTMENT ADJUDICATION

TACTICAL DEBRIEF/IN-POLICY (NO FURTHER ACTION)

Category	2021	2022	2023	2024	2025
Tactics	7	6	9	12	N/A
Drawing & Exhibiting	0	1	1	0	N/A
Non-Lethal Force	0	0	0	0	N/A
Intermediate Force	0	0	0	0	N/A
Lethal Force	0	0	0	0	N/A
Unintentional Discharge	0	0	1	0	N/A

ADMINISTRATIVE DISAPPROVAL/OUT OF POLICY

Category	2021	2022	2023	2024	2025
Tactics	1	1	1	0	N/A
Drawing & Exhibiting	1	0	0	0	N/A
Non-Lethal Force	0	0	0	0	N/A
Intermediate Force	0	0	0	0	N/A
Lethal Force	0	0	0	0	N/A
Unintentional Discharge	8	7	9	12	N/A


Trinity St
FOR SALE
Ford
1518027

IN-CUSTODY DEATH (ICD) INCIDENTS

In-Custody Death (ICD) incidents are defined as the death of an arrestee or detainee who is in the custodial care of the Department (2025 LAPD Manual 3/792.05).

Note: All ICDs occurring within a police facility, regardless of cause or manner of death, shall be evaluated as a CUOF (2025 LAPD Manual 3/792.10). Additionally, the Department is authorized to reclassify CUOF ICD investigations as death investigations when Los Angeles County Department of Medical Examiner – Corner's Office determines that the concerned subject's death was caused by natural, accidental, or undetermined means, and when the incident did not involve a UOF, negligence or misconduct, and there is no evidence of foul play (2025 LAPD Manual 3/794.10).

ANNUAL DEPARTMENT TOTALS

In-Custody Death	2021	2022	2023	2024	2025
Department Total	3	1	4	2	3

SOURCE OF ACTIVITY

Source	2021	2022	2023	2024	2025
Radio Call	1	0	0	2	2
Observation	1	0	1	0	0
Citizen Flag Down	0	0	2	0	0
Pre-Planned	0	0	0	0	0
Station Call	0	0	0	0	0
Ambush	0	0	0	0	0
Off-Duty	0	0	0	0	0
Other	1	1	1	0	1
Total	**3**	**1**	**4**	**2**	**3**

BUREAU OF OCCURRENCE

OPERATIONS-CENTRAL BUREAU

Area	2021	2022	2023	2024	2025
Central	0	0	1	0	0
Newton	0	0	0	1	0
Northeast	0	0	0	0	0
Rampart	0	0	0	1	0
Hollenbeck	0	0	0	0	0
Total	**0**	**0**	**1**	**2**	**0**

OPERATIONS-SOUTH BUREAU

Area	2021	2022	2023	2024	2025
77th Street	0	0	1	0	1
Southeast	0	0	0	0	0
Harbor	0	0	0	0	1
Southwest	0	0	0	0	0
Total	**0**	**0**	**1**	**0**	**2**

OPERATIONS-VALLEY BUREAU

Area	2021	2022	2023	2024	2025
Devonshire	0	0	0	0	0
Foothill	0	0	0	0	0
Mission	0	0	0	0	0
North Hollywood	0	0	0	0	0
Topanga	0	0	0	0	0
Van Nuys	0	0	0	0	0
West Valley	0	0	0	0	0
Total	**0**	**0**	**0**	**0**	**0**

OPERATIONS-WEST BUREAU

Area	2021	2022	2023	2024	2025
Hollywood	1	0	0	0	0
Olympic	0	0	0	0	0
Pacific	0	0	1	0	0
West Los Angeles	0	0	0	0	0
Wilshire	0	0	0	0	0
Total	**1**	**0**	**1**	**0**	**0**

CUSTODY SERVICES DIVISION

Area	2021	2022	2023	2024	2025
Custody Services	1	1	1	0	1

OUTSIDE JURISDICTION

Area	2021	2022	2023	2024	2025
Outside Jurisdiction	1	0	0	0	0

MONTH OF OCCURRENCE

Month	2021	2022	2023	2024	2025
January	0	0	1	0	0
February	0	1	0	0	0
March	0	0	1	0	0
April	0	0	0	1	0
May	1	0	1	0	1
June	1	0	0	0	0
July	1	0	0	1	0
August	0	0	0	0	0
September	0	0	0	0	1
October	0	0	1	0	1
November	0	0	0	0	0
December	0	0	0	0	0
Total	**3**	**1**	**4**	**2**	**3**

DAY OF OCCURRENCE

Day	2021	2022	2023	2024	2025
Monday	0	0	0	0	0
Tuesday	0	0	1	0	1
Wednesday	0	1	0	1	0
Thursday	0	0	1	0	0
Friday	1	0	2	0	0
Saturday	2	0	0	0	1
Sunday	0	0	0	1	1
Total	**3**	**1**	**4**	**2**	**3**

TIME OF OCCURRENCE

Time of Day	2021	2022	2023	2024	2025
0600 - 1759 hours	1	1	2	1	2
1800 - 0559 hours	2	0	2	1	1
Total	**3**	**1**	**4**	**2**	**3**

OFFICER INFORMATION

Gender	2021	2022	2023	2024	2025
Female	4	1	1	1	0
Male	2	10	20	5	21
Total	**6**	**11**	**21**	**6**	**21**

OFFICER – ETHNICITY

Ethnicity	2021	2022	2023	2024	2025
American Indian	0	0	0	0	0
Asian Pacific Islander	0	1	0	0	1
Black	1	3	2	1	1
Filipino	1	1	0	0	0
Hispanic	3	5	17	3	15
White	1	1	2	2	4
Other	0	0	0	0	0
Total	**6**	**11**	**21**	**6**	**21**

Ethnicity	City Population	Department Personnel	ICD Personnel
Asian Pacific Islander	12%	11%	5%
Black	8%	8%	5%
Hispanic	47%	57%	71%
White	28%	23%	19%
Other	5%	<1%	0%
Total	**100%**	**100%**	**100%**

OFFICER – YEARS OF SERVICE

Years	2021	2022	2023	2024	2025
Less than 1 year	0	0	1	1	2
1 - 5 years	3	2	9	0	8
6 - 10 years	1	2	5	5	1
11 - 20 years	1	5	4	0	5
More than 20 years	1	2	2	0	5
Total	**6**	**11**	**21**	**6**	**21**

OFFICER – AREA/DIVISION OF ASSIGNMENT

Division/Area/Bureau	2021	2022	2023	2024	2025
77th Street	0	0	0	0	7
Central	0	0	3	0	0
Devonshire	0	0	0	0	0
Foothill	0	0	2	0	0
Harbor	0	0	0	0	10
Hollenbeck	0	0	0	0	0
Hollywood	1	0	0	0	0
Mission	0	0	0	0	0
Newton	0	0	2	5	0
North Hollywood	0	0	0	0	0
Northeast	0	0	0	0	0
Olympic	0	0	0	0	0
Pacific	0	6	4	0	0
Rampart	0	0	0	1	0
Southeast	0	0	0	0	0
Southwest	0	0	0	0	0
Topanga	0	0	0	0	0
Van Nuys	0	0	0	0	0
West Los Angeles	0	0	0	0	0
West Valley	0	0	0	0	0
Wilshire	0	0	0	0	0
All Traffic Divisions	0	0	1	0	0
Administrative Units	0	0	0	0	0
Specialized Units	0	0	0	0	0
Bureau	0	0	0	0	0
Metropolitan	0	0	0	0	0
Security Services	0	0	0	0	0
Custody Services	0	0	0	0	0
Other Areas	5	5	9	0	4
Total	**6**	**11**	**21**	**6**	**21**

OFFICER – RANK

Rank	2021	2022	2023	2024	2025
Captain and Above	1	1	1	0	0
Lieutenant	0	1	0	0	0
Sergeant	0	1	0	0	1
Detective	0	0	0	0	0
Police Officer	1	4	13	6	20
Detention Officer	4	4	7	0	0
Reserve Officer	0	0	0	0	0
Total	**6**	**11**	**21**	**6**	**21**

OFFICER – ASSIGNMENT

Unit	2021	2022	2023	2024	2025
Administrative Units	0	2	0	0	0
Metropolitan Division	0	0	0	0	0
Patrol Divisions	1	4	11	6	17
Specialized Units	0	0	1	0	0
Investigative Units	0	0	0	0	0
Custody Division	5	5	9	0	0
Other	0	0	0	0	4
Total	**6**	**11**	**21**	**6**	**21**

OFFICER – INJURIES

Category	2021	2022	2023	2024	2025
Injured	1	0	1	0	0
Deceased	0	0	0	0	0
Total	**1**	**0**	**1**	**0**	**0**

SUSPECT INFORMATION

The suspect sections below include data for all individuals that Department personnel applied force against during occurrences investigated and/or later classified as ICD incidents.

SUSPECT – GENDER

Gender	2021	2022	2023	2024	2025
Female	1	0	0	0	0
Male	2	1	4	2	3
Total	**3**	**1**	**4**	**2**	**3**

SUSPECT – ETHNICITY

Ethnicity	2021	2022	2023	2024	2025
American Indian	0	0	0	0	0
Asian Pacific Islander	0	0	1	0	0
Black	2	0	2	2	2
Filipino	0	0	0	0	0
Hispanic	0	0	1	0	0
White	1	1	0	0	1
Other	0	0	0	0	0
Total	**3**	**1**	**4**	**2**	**3**

Ethnicity	City Population	Person Crime Suspect	ICD Suspect
Asian Pacific Islander	12%	(See other)	0%
Black	8%	38%	67%
Hispanic	47%	41%	0%
White	28%	8%	33%
Other	5%	4%	0%
Unknown	N/A	9%	0%
Total	**100%**	**100%**	**100%**

SUSPECT – AGE

Age	2021	2022	2023	2024	2025
0-17 years old	0	0	0	0	0
18-23 years old	1	0	0	1	1
24-29 years old	2	0	0	0	0
30-39 years old	0	1	2	0	1
40-49 years old	0	0	1	1	1
50-59 years old	0	0	0	0	0
60 years old and Above	0	0	1	0	0
Total	**3**	**1**	**4**	**2**	**3**

SUSPECT – PERCEIVED MENTAL ILLNESS

Perceived Mental Illness	2021	2022	2023	2024	2025
Yes	1	1	1	0	1
No	2	0	3	2	2
Total	**3**	**1**	**4**	**2**	**3**

SUSPECT – HOMELESS

Homeless	2021	2022	2023	2024	2025
Yes	1	1	0	0	1
No	2	0	4	2	2
Total	**3**	**1**	**4**	**2**	**3**

DECEASED SUSPECT TOXICOLOGY RESULTS

Substance Present	2021	2022	2023	2024	2025
Yes	3	1	3	2	N/A
No	0	0	1	0	N/A
Unknown/Pending	0	0	0	0	N/A
Total	**3**	**1**	**4**	**2**	**N/A**

SUSPECT – TOXICOLOGY ANALYSIS

Substance	2021	2022	2023	2024	2025
Alcohol	3	3	0	1	N/A
Cocaine	0	0	1	1	N/A
Marijuana	3	1	1	0	N/A
Methamphetamine	1	1	1	1	N/A
Opiates	2	1	1	1	N/A
PCP	0	1	1	0	N/A
Psychiatric Medication	1	0	0	0	N/A
Other	0	0	1	4	N/A
Unknown	0	0	0	0	N/A
None	0	0	0	0	N/A
Pending	0	0	0	0	N/A

SUSPECT – WEAPON/FORCE

Weapon Type	2021	2022	2023	2024	2025
Automobile	0	0	0	0	0
Edged Weapon	0	0	1	0	0
Firearm	1	0	1	0	0
Impact Device	0	0	0	0	0
Perception	0	0	0	0	0
Physical Force	0	0	1	0	0
Replica/Pellet Gun	0	0	0	0	0
Other	0	0	0	0	0
None	2	1	1	3	3
DNA	0	0	0	0	0
Total	**3**	**1**	**4**	**3**	**3**

SUSPECT – INJURIES

Category	2021	2022	2023	2024	2025
Injured	0	0	0	0	0
Deceased	3	1	4	2	3
Total	**3**	**1**	**4**	**2**	**3**

SUSPECT – MANNER OF DEATH

Manner	2021	2022	2023	2024	2025
Accidental	1	1	0	1	N/A
Homicide	1	0	0	1	N/A
Overdose	0	0	0	0	N/A
Suicide	1	0	3	0	N/A
Undetermined	0	0	1	0	N/A
Pending	0	0	0	0	N/A
Total	**3**	**1**	**4**	**2**	**N/A**

DEPARTMENT ADJUDICATION

TACTICAL DEBRIEF - IN-POLICY (NO FURTHER ACTION)

Category	2021	2022	2023	2024	2025
Tactics	6	0	5	6	N/A
Drawing & Exhibiting	0	0	0	4	N/A
Non-Lethal Force	0	0	0	5	N/A
Intermediate Force	0	0	0	0	N/A
Lethal Force	0	0	0	0	N/A
Inmate Intake Procedures	4	0	6	0	N/A
Inmate Welfare Procedures	0	4	4	0	N/A
Inmate Emergency Medical Procedures	3	4	5	0	N/A
Post-In-Custody Death Procedures	1	3	1	0	N/A

ADMINISTRATIVE DISAPPROVAL - OUT OF POLICY

Category	2021	2022	2023	2024	2025
Tactics	0	2	5	0	N/A
Drawing & Exhibiting	0	0	0	0	N/A
Non-Lethal Force	0	0	0	0	N/A
Intermediate Force	0	0	1	0	N/A
Lethal Force	0	0	2	0	N/A
Inmate Intake Procedures	0	5	0	0	N/A
Inmate Welfare Procedures	4	0	0	0	N/A
Inmate Emergency Medical Procedures	0	0	0	0	N/A
Post-In-Custody Death Procedures	0	0	0	0	N/A

CAROTID RESTRAINT CONTROL HOLD INCIDENTS

A carotid restraint is defined as a vascular neck restraint or any similar restraint, hold, or other defensive tactic, including a c-clamp in which pressure is applied to the sides of a person's neck that involves a substantial risk of restricting blood flow and may render the person unconscious in order to subdue or control the person (2025 LAPD Manual 3/792.05).

On June 8, 2020, the BOPC placed a moratorium on the use of the Carotid Restraint Control Hold (CRCH). Following the Moratorium, on September 30, 2020, the Governor of California signed Assembly Bill No. 1196 into law, which prohibits law enforcement agencies from authorizing the CRCH effective January 1, 2021.

As a result, Special Order No. 29, approved by the BOPC December 8, 2020, revised various Department Manual sections pertaining to carotid restraints in accordance with the new law.

Note: The Department does not authorize the use of upper body control holds, including the use of a modified carotid, full carotid, or locked carotid hold; therefore, any use is unauthorized and shall be investigated as a categorical use of force (2025 LAPD Manual 3/792.05).

ANNUAL DEPARTMENT TOTALS

CRCH	2021	2022	2023	2024	2025
Department Total	3	2	2	2	0

SOURCE OF ACTIVITY

Source	2021	2022	2023	2024	2025
Radio Call	2	1	2	2	0
Observation	1	1	0	0	0
Citizen Flag Down	0	0	0	0	0
Pre-Planned	0	0	0	0	0
Station Call	0	0	0	0	0
Ambush	0	0	0	0	0
Off-Duty	0	0	0	0	0
Other	0	0	0	0	0
Total	**3**	**2**	**2**	**2**	**0**

BUREAU OF OCCURRENCE

OPERATIONS-CENTRAL BUREAU

Area	2021	2022	2023	2024	2025
Central	0	0	0	0	0
Newton	0	0	0	0	0
Northeast	0	0	1	0	0
Rampart	0	0	0	0	0
Hollenbeck	2	0	0	1	0
Total	**2**	**0**	**1**	**1**	**0**

OPERATIONS-SOUTH BUREAU

Area	2021	2022	2023	2024	2025
77th Street	0	0	0	0	0
Southeast	0	0	0	1	0
Harbor	0	0	0	0	0
Southwest	0	1	0	0	0
Total	**0**	**1**	**0**	**1**	**0**

OPERATIONS-WEST BUREAU

Area	2021	2022	2023	2024	2025
Hollywood	0	0	0	0	0
Olympic	0	0	0	0	0
Pacific	0	0	0	0	0
West Los Angeles	0	0	0	0	0
Wilshire	0	0	0	0	0
Total	**0**	**0**	**0**	**0**	**0**

OPERATIONS-VALLEY BUREAU

Area	2021	2022	2023	2024	2025
Devonshire	0	0	0	0	0
Foothill	0	0	0	0	0
Mission	0	0	0	0	0
North Hollywood	0	0	1	0	0
Topanga	1	1	0	0	0
Van Nuys	0	0	0	0	0
West Valley	0	0	0	0	0
Total	**1**	**1**	**1**	**0**	**0**

MONTH OF OCCURRENCE

Month	2021	2022	2023	2024	2025
January	0	0	0	0	0
February	0	0	0	0	0
March	1	0	0	1	0
April	0	0	0	1	0
May	0	2	0	0	0
June	0	0	0	0	0
July	1	0	0	0	0
August	0	0	0	0	0
September	1	0	0	0	0
October	0	0	1	0	0
November	0	0	0	0	0
December	0	0	1	0	0
Total	**3**	**2**	**2**	**2**	**0**

DAY OF OCCURRENCE

Day	2021	2022	2023	2024	2025
Monday	1	0	0	0	0
Tuesday	0	0	1	0	0
Wednesday	1	0	1	0	0
Thursday	0	0	0	0	0
Friday	1	1	0	2	0
Saturday	0	1	0	0	0
Sunday	0	0	0	0	0
Total	**3**	**2**	**2**	**2**	**0**

TIME OF OCCURRENCE

Time of Day	2021	2022	2023	2024	2025
0600 - 1759 hours	1	2	2	1	0
1800 - 0559 hours	2	0	0	1	0
Total	**3**	**2**	**2**	**2**	**0**

OFFICER INFORMATION

OFFICER – GENDER

Gender	2021	2022	2023	2024	2025
Female	0	0	0	0	0
Male	3	2	2	2	0
Total	**3**	**2**	**2**	**2**	**0**

OFFICER – ETHNICITY

Ethnicity	2021	2022	2023	2024	2025
American Indian	0	0	0	0	0
Asian Pacific Islander	0	0	0	0	0
Black	0	1	0	1	0
Filipino	0	0	0	0	0
Hispanic	3	0	2	1	0
White	0	1	0	0	0
Other	0	0	0	0	0
Total	**3**	**2**	**2**	**2**	**0**

Ethnicity	City Population	Department Personnel	CRCH Personnel
Asian Pacific Islander	12%	11%	0
Black	8%	8%	0
Hispanic	47%	57%	0
White	28%	23%	0
Other	5%	1%	0
Total	**100%**	**100%**	**0**

OFFICER – YEARS OF SERVICE

Years	2021	2022	2023	2024	2025
Less than 1 year	0	0	0	0	0
1 – 5 years	0	1	0	0	0
6 – 10 years	0	1	0	0	0
11 – 20 years	2	0	1	1	0
More than 20 years	1	0	1	1	0
Total	**3**	**2**	**2**	**2**	**0**

OFFICER – RANK

Rank	2021	2022	2023	2024	2025
Captain and Above	0	0	0	0	0
Lieutenant	0	0	0	0	0
Sergeant	1	0	0	0	0
Detective	0	0	0	0	0
Police Officer	2	2	2	2	0
Detention Officer	0	0	0	0	0
Reserve Officer	0	0	0	0	0
Other	0	0	0	0	0
Total	**3**	**2**	**2**	**2**	**0**

OFFICER – UNIT OF ASSIGNMENT

Unit	2021	2022	2023	2024	2025
Administrative Units	0	0	0	0	0
Metropolitan Division	0	0	0	0	0
Patrol Divisions	3	2	2	1	0
Specialized Units	0	0	0	1	0
Investigative Units	0	0	0	0	0
Police Officer	0	0	0	0	0
Custody Division	0	0	0	0	0
Other	0	0	0	0	0
Total	**3**	**2**	**2**	**2**	**0**

OFFICER – AREA/DIVISION OF ASSIGNMENT

Division/Area/Bureau	2021	2022	2023	2024	2025
77th Street	0	0	0	0	0
Central	0	0	0	0	0
Devonshire	0	0	0	0	0
Foothill	0	0	0	0	0
Harbor	0	0	0	0	0
Hollenbeck	2	0	0	0	0
Hollywood	0	0	0	0	0
Mission	0	0	0	0	0
Newton	0	0	0	0	0
North Hollywood	0	0	0	0	0
Northeast	0	0	0	0	0
Olympic	0	0	0	0	0
Pacific	0	0	0	0	0
Rampart	0	0	0	0	0
Southeast	0	0	0	1	0
Southwest	0	1	1	0	0
Topanga	1	1	1	0	0
Van Nuys	0	0	0	0	0
West Los Angeles	0	0	0	0	0
West Valley	0	0	0	0	0
Wilshire	0	0	0	0	0
All Traffic Divisions	0	0	0	1	0
Administrative Units	0	0	0	0	0
Specialized	0	0	0	0	0
Bureau	0	0	0	0	0
Metropolitan	0	0	0	0	0
Security Services	0	0	0	0	0
Other Areas	0	0	0	0	0
Total	**3**	**2**	**2**	**2**	**0**

OFFICER – INJURIES

Category	2021	2022	2023	2024	2025
Injured	3	1	0	1	0
Deceased	0	0	0	0	0
Total	**3**	**1**	**0**	**1**	**0**

SUSPECT INFORMATION

The suspect sections below include data for all individuals that Department personnel applied "lethal" force against during CRCH incidents.

SUSPECT – ETHNICITY

Ethnicity	2021	2022	2023	2024	2025
American Indian	0	0	0	0	0
Asian Pacific Islander	0	0	0	0	0
Black	1	1	0	0	0
Filipino	0	0	0	0	0
Hispanic	2	1	0	0	0
White	0	0	2	0	0
Other	0	0	0	0	0
Total	**3**	**2**	**2**	**2**	**0**

Ethnicity	City Population	Person Crime Suspect	CRCH Suspect
Asian Pacific Islander	12%	(See other)	0%
Black	8%	38%	100%
Hispanic	47%	41%	0%
White	28%	8%	0%
Other	5%	4%	0%
Unknown	N/A	9%	0%
Total	**100%**	**100%**	**0%**

SUSPECT – GENDER

Gender	2021	2022	2023	2024	2025
Female	0	0	0	0	0
Male	3	2	2	2	0
Total	**3**	**2**	**2**	**2**	**0**

SUSPECT – AGE

Age	2021	2022	2023	2024	2025
0-17 years	0	0	0	0	0
18-23 years	1	1	0	0	0
24-29 years	0	1	1	0	0
30-39 years	2	0	1	1	0
40-49 years	0	0	0	1	0
50-59 years	0	0	0	0	0
60 years and Above	0	0	0	0	0
Total	**3**	**2**	**2**	**2**	**0**

SUSPECT – PERCEIVED MENTAL ILLNESS

Perceived Mental Illness	2021	2022	2023	2024	2025
Yes	0	0	2	0	0
No	3	2	0	2	0
Total	**3**	**2**	**2**	**2**	**0**

SUSPECT – HOMELESS

Perceived Homeless	2021	2022	2023	2024	2025
Yes	0	0	0	0	0
No	3	2	2	2	0
Total	**3**	**2**	**2**	**2**	**0**

SUSPECT – WEAPON/FORCE

Weapon Type	2021	2022	2023	2024	2025
Automobile	0	0	0	0	0
Edged Weapon	0	0	0	0	0
Firearm	0	0	0	0	0
Impact Device	0	0	0	0	0
Perception	0	0	0	0	0
Physical Force	2	0	2	2	0
Replica/Pellet Gun	0	0	0	0	0
Other	0	0	0	0	0
None	1	2	0	0	0
Total	**3**	**2**	**2**	**2**	**0**

SUSPECT – INJURIES

Category	2021	2022	2023	2024	2025
Injured	3	1	0	1	0
Deceased	0	0	0	0	0
Total	**3**	**1**	**0**	**1**	**0**

DEPARTMENT ADJUDICATION

TACTICAL DEBRIEF/IN-POLICY (NO FURTHER ACTION)

Category	2021	2022	2023	2024	2025
Tactics	2	0	2	14	N/A
Drawing & Exhibiting	0	1	0	2	N/A
Non-Lethal Force	3	1	0	10	N/A
Intermediate Force	0	0	0	0	N/A
Lethal Force	0	0	0	0	N/A

ADMINISTRATIVE DISAPPROVAL/OUT OF POLICY

Category	2021	2022	2023	2024	2025
Tactics	1	2	0	0	N/A
Drawing & Exhibiting	0	0	0	0	N/A
Non-Lethal Force	0	1	0	3	N/A
Intermediate Force	0	0	0	0	N/A
Lethal Force	3	2	2	0	N/A

LAW-ENFORCEMENT RELATED INJURY (LERI) INCIDENTS

A use of force incident resulting in an injury requiring hospitalization, commonly referred to as a law enforcement related injury (2025 LAPD Manual 3/792.05).

ANNUAL DEPARTMENT TOTALS

LERI	2021	2022	2023	2024	2025
Department Total	6	3	5	2	8

SOURCE OF ACTIVITY

Source	2021	2022	2023	2024	2025
Radio Call	6	1	5	2	2
Observation	0	2	0	0	1
Citizen Flag Down	0	0	0	0	0
Pre-Planned	0	0	0	0	0
Station Call	0	0	0	0	0
Ambush	0	0	0	0	0
Off-Duty	0	0	0	0	0
Other	0	0	0	0	5
Total	**6**	**3**	**5**	**2**	**8**

BUREAU OF OCCURRENCE

OPERATIONS-CENTRAL BUREAU

Area	2021	2022	2023	2024	2025
Central	0	0	1	0	4
Newton	0	3	0	1	1
Northeast	0	0	0	0	0
Rampart	0	0	0	0	2
Hollenbeck	2	0	0	0	0
Total	**2**	**3**	**1**	**1**	**7**

OPERATIONS-SOUTH BUREAU

Area	2021	2022	2023	2024	2025
77th Street	0	0	2	1	0
Southeast	1	0	0	0	0
Harbor	0	0	0	0	0
Southwest	0	0	1	0	0
Total	**1**	**0**	**3**	**1**	**0**

OPERATIONS-WEST BUREAU

Area	2021	2022	2023	2024	2025
Hollywood	0	0	0	0	0
Olympic	1	0	0	0	0
Pacific	0	0	0	0	0
West Los Angeles	0	0	0	0	0
Wilshire	0	0	1	0	0
Total	**1**	**0**	**1**	**0**	**0**

OPERATIONS-VALLEY BUREAU

Area	2021	2022	2023	2024	2025
Devonshire	0	0	0	0	0
Foothill	0	0	0	0	1
Mission	0	0	0	0	0
North Hollywood	0	0	0	0	0
Topanga	1	0	0	0	0
Van Nuys	1	0	0	0	0
West Valley	0	0	0	0	0
Total	**2**	**0**	**0**	**0**	**1**

OUTSIDE JURISDICTION

Area	2021	2022	2023	2024	2025
Outside Jurisdiction	0	0	0	0	0

MONTH OF OCCURRENCE

Month	2021	2022	2023	2024	2025
January	0	0	0	0	0
February	0	1	1	0	0
March	2	0	0	1	0
April	0	0	0	0	0
May	0	0	0	0	0
June	1	0	1	0	3
July	1	1	1	1	1
August	0	0	2	0	2
September	0	0	0	0	1
October	2	0	0	0	1
November	0	0	0	0	0
December	0	1	0	0	0
Total	**6**	**3**	**5**	**2**	**8**

DAY OF OCCURRENCE

Day	2021	2022	2023	2024	2025
Monday	0	1	2	0	2
Tuesday	3	0	1	0	1
Wednesday	1	0	1	0	0
Thursday	0	1	0	1	1
Friday	1	1	1	0	1
Saturday	0	0	0	0	2
Sunday	1	0	0	1	1
Total	**6**	**3**	**5**	**2**	**8**

TIME OF OCCURRENCE

Time of Day	2021	2022	2023	2024	2025
0600 - 1759 hours	4	1	4	1	4
1800 - 0559 hours	2	2	1	1	4
Total	**6**	**3**	**5**	**2**	**8**

OFFICER INFORMATION

OFFICER – ETHNICITY

Ethnicity	2021	2022	2023	2024	2025
American Indian	0	0	0	0	0
Asian Pacific Islander	2	0	1	0	5
Black	4	0	3	2	1
Filipino	1	0	0	1	0
Hispanic	18	2	4	1	10
White	6	4	7	1	8
Other	0	0	0	0	0
Total	**31**	**6**	**15**	**5**	**24**

Ethnicity	City Population	Department Personnel	LERI Personnel
Asian Pacific Islander	12%	11%	21%
Black	8%	8%	4%
Hispanic	47%	57%	42%
White	28%	23%	33%
Other	5%	1%	0%
Total	**100%**	**100%**	**100%**

OFFICER – GENDER

Gender	2021	2022	2023	2024	2025
Female	5	0	0	1	1
Male	26	6	15	4	23
Total	**31**	**6**	**15**	**5**	**24**

OFFICER – YEARS OF SERVICE

Years	2021	2022	2023	2024	2025
Less than 1 year	1	0	0	0	1
1 - 5 years	13	2	7	3	3
6 - 10 years	4	1	2	2	7
11 - 20 years	10	1	6	0	11
More than 20 years	3	2	0	0	2
Total	**31**	**6**	**15**	**5**	**24**

OFFICER – RANK

Rank	2021	2022	2023	2024	2025
Captain and Above	0	0	0	0	0
Lieutenant	0	0	0	0	0
Sergeant	1	1	1	0	3
Detective	0	0	0	0	1
Police Officer	30	5	14	5	20
Detention Officer	0	0	0	0	0
Reserve Officer	0	0	0	0	0
Total	**31**	**6**	**15**	**5**	24

OFFICER – ASSIGNMENT

Unit	2021	2022	2023	2024	2025
Administrative Units	0	0	0	0	0
Metropolitan Divison	0	0	0	0	4
Patrol Divisions	31	3	15	5	19
Specialized Units	0	3	0	0	0
Investigative Units	0	0	0	0	1
Custody Division	0	0	0	0	0
Other	0	0	0	0	0
Total	**31**	**6**	**15**	**5**	**24**

OFFICER – AREA/DIVISION OF ASSIGNMENT

Division/Area/Bureau	2021	2022	2023	2024	2025
77th Street	0	0	2	2	1
Central	0	0	8	0	1
Devonshire	0	0	0	0	0
Foothill	0	0	0	0	6
Harbor	0	0	0	0	0
Hollenbeck	6	0	0	0	1
Hollywood	0	0	0	0	0
Mission	0	0	0	0	0
Newton	0	6	0	2	4
North Hollywood	0	0	0	0	0
Northeast	0	0	0	0	0
Olympic	9	0	0	0	0
Pacific	0	0	0	0	0
Rampart	0	0	0	1	7
Southeast	2	0	0	0	0
Southwest	0	0	4	0	0
Topanga	4	0	0	0	0
Van Nuys	10	0	0	0	0
West Los Angeles	0	0	0	0	0
West Valley	0	0	0	0	0
Wilshire	0	0	1	0	0
All Traffic Divisions	0	0	0	0	0
Administrative Units	0	0	0	0	0
Specialized	0	0	0	0	0
Bureau	0	0	0	0	0
Metropolitan	0	0	0	0	4
Security Services	0	0	0	0	0
Other Areas	0	0	0	0	0
Total	**31**	**6**	**15**	**5**	**24**

OFFICER – INJURIES

Category	2021	2022	2023	2024	2025
Injured	2	1	0	1	0
Deceased	0	0	0	0	0
Total	**2**	**1**	**0**	**1**	**0**

SUSPECT INFORMATION

The suspect sections below include data for all individuals that Department personnel applied force against during LERI incidents.

SUSPECT – ETHNICITY

Ethnicity	2021	2022	2023	2024	2025
American Indian	0	0	0	0	0
Asian Pacific Islander	1	0	0	0	1
Black	1	1	3	0	1
Filipino	0	0	0	0	0
Hispanic	4	1	2	2	3
White	0	1	0	0	3
Other	0	0	0	0	0
Total	**6**	**3**	**5**	**2**	**8**

Ethnicity	City Population	Person Crime Suspect	LERI Suspect
Asian Pacific Islander	12%	(See other)	13%
Black	8%	38%	13%
Hispanic	47%	42%	37%
White	28%	8%	37%
Other	5%	3%	0%
Unknown	N/A	9%	0%
Total	**100%**	**100%**	**100%**

****Ethnicity categories for the city population differ from LAPD ethnicity categories (i.e., American Indian not included for city statistics).*

SUSPECT – GENDER

Gender	2021	2022	2023	2024	2025
Female	1	0	1	0	1
Male	5	3	4	2	7
Total	**6**	**3**	**5**	**2**	**8**

SUSPECT – AGE

Age	2021	2022	2023	2024	2025
0-17 years old	0	0	0	0	0
18-23 years old	0	0	0	0	0
24-29 years old	0	1	1	1	3
30-39 years old	3	1	3	1	2
40-49 years old	3	0	1	0	3
50-59 years old	0	0	0	0	0
60 years old and above	0	1	0	0	0
Total	**6**	**3**	**5**	**2**	**8**

SUSPECT – PERCEIVED MENTAL ILLNESS

Perceived Mental Illness	2021	2022	2023	2024	2025
Yes	3	1	5	0	0
No	3	2	1	2	8
Total	**6**	**3**	**6**	**2**	**8**

SUSPECT – HOMELESS

Perceived Homeless	2021	2022	2023	2024	2025
Yes	3	2	3	0	0
No	3	1	2	2	8
Total	**6**	**3**	**5**	**2**	**8**

SUSPECT – WEAPON/FORCE

Weapon Type	2021	2022	2023	2024	2025
Automobile	0	0	0	0	0
Edged Weapon	3	0	3	0	1
Firearm	0	0	0	0	0
Impact Device	1	0	1	0	0
Perception	0	0	0	0	0
Physical Force	2	1	0	1	1
Replica/Pellet Gun	0	0	0	0	0
Other	0	0	0	1	1
None	0	2	1	0	5
Total	**6**	**3**	**5**	**2**	**8**

SUSPECT - INJURIES

Category	2021	2022	2023	2024	2025
Injured	6	3	5	2	8
Deceased	0	0	0	0	0
Total	**6**	**3**	**5**	**2**	**8**

DEPARTMENT ADJUDICATION

TACTICAL DEBRIEF IN-POLICY (NO FURTHER ACTION)

Category	2021	2022	2023	2024	2025
Tactics	27	3	15	10	N/A
Drawing & Exhibiting	11	1	3	0	N/A
Non-Lethal Force	21	5	12	5	N/A
Intermediate Force	11	1	3	3	N/A
Lethal Force	0	0	0	0	N/A

ADMINISTRATIVE DISAPPROVAL/OUT OF POLICY

Category	2021	2022	2023	2024	2025
Tactics	5	4	3	0	N/A
Drawing & Exhibiting	0	0	0	0	N/A
Non-Lethal Force	1	0	0	0	N/A
Intermediate Force	4	3	0	0	N/A
Lethal Force	0	0	0	0	N/A

HEAD STRIKE INCIDENTS

All intentional head strikes with an impact weapon or device (e.g., baton, flashlight, etc.) and all unintentional (inadvertent or accidental) head strikes that results in serious bodily injury, hospitalization, or death (2025 LAPD Manual 3/792.05).

ANNUAL DEPARTMENT TOTALS

Head Strike	2021	2022	2023	2024	2025
Department Total	1	2	1	0	1

SOURCE OF ACTIVITY

Source	2021	2022	2023	2024	2025
Radio Call	0	1	1	0	1
Observation	1	0	0	0	0
Citizen Flag Down	0	0	0	0	0
Pre-Planned Events	0	0	0	0	0
Station Call	0	0	0	0	0
Ambush	0	0	0	0	0
Off-Duty	0	0	0	0	0
Other	0	1	0	0	0
Total	**1**	**2**	**1**	**0**	**1**

BUREAU OF OCCURRENCE

OPERATIONS-CENTRAL BUREAU

Area	2021	2022	2023	2024	2025
Central	0	0	1	0	1
Newton	0	0	0	0	0
Northeast	0	0	0	0	0
Rampart	0	0	0	0	0
Hollenbeck	0	1	0	0	0
Total	**0**	**1**	**1**	**0**	**1**

OPERATIONS-SOUTH BUREAU

Area	2021	2022	2023	2024	2025
77th Street	0	0	0	0	0
Southeast	0	0	0	0	0
Harbor	0	0	0	0	0
Southwest	0	0	0	0	0
Total	**0**	**0**	**0**	**0**	**0**

OPERATIONS-WEST BUREAU

Area	2021	2022	2023	2024	2025
Hollywood	1	0	0	0	0
Olympic	0	0	0	0	0
Pacific	0	0	0	0	0
West Los Angeles	0	0	0	0	0
Wilshire	0	0	0	0	0
Total	**1**	**0**	**0**	**0**	**0**

OPERATIONS-VALLEY BUREAU

Area	2021	2022	2023	2024	2025
Devonshire	0	0	0	0	0
Foothill	0	1	0	0	0
Mission	0	0	0	0	0
North Hollywood	0	0	0	0	0
Topanga	0	0	0	0	0
Van Nuys	0	0	0	0	0
West Valley	0	0	0	0	0
Total	**0**	**1**	**0**	**0**	**0**

OUTSIDE JURISDICTION

Area	2021	2022	2023	2024	2025
Outside Jurisdiction	0	0	0	0	0

MONTH OF OCCURRENCE

Month	2021	2022	2023	2024	2025
January	0	0	0	0	0
February	0	0	0	0	0
March	1	0	0	0	0
April	0	0	0	0	0
May	0	1	0	0	0
June	0	1	1	0	0
July	0	0	0	0	0
August	0	0	0	0	0
September	0	0	0	0	0
October	0	0	0	0	0
November	0	0	0	0	1
December	0	0	0	0	0
Total	**1**	**2**	**1**	**0**	**1**

DAY OF OCCURRENCE

Day	2021	2022	2023	2024	2025
Monday	0	0	1	0	0
Tuesday	0	1	0	0	0
Wednesday	0	0	0	0	0
Thursday	0	0	0	0	0
Friday	1	0	0	0	1
Saturday	0	1	0	0	0
Sunday	0	0	0	0	0
Total	**1**	**2**	**1**	**0**	**1**

TIME OF OCCURRENCE

Time of Day	2021	2022	2023	2024	2025
0600 - 1759 hours	0	1	1	0	1
1800 - 0559 hours	1	1	0	0	0
Total	**1**	**2**	**1**	**0**	**1**

OFFICER INFORMATION

The officer sections below include data for all employees who received or were pending BOPC Intermediate Force or Lethal Force adjudicative findings for their involvement in Head Strike incidents.

OFFICER – GENDER

Gender	2021	2022	2023	2024	2025
Female	0	0	0	0	0
Male	1	1	3	0	1
Total	**1**	**1**	**3**	**0**	**1**

OFFICER – ETHNICITY

Ethnicity	2021	2022	2023	2024	2025
American Indian	0	0	0	0	0
Asian Pacific Islander	0	0	0	0	0
Black	0	0	0	0	0
Filipino	0	0	0	0	0
Hispanic	0	0	1	0	1
White	1	1	0	0	0
Other	0	1	0	0	0
Total	**1**	**2**	**1**	**0**	**1**

Ethnicity	City Population	Department Personnel	Head Strike Personnel
Asian Pacific Islander	12%	11%	0%
Black	8%	8%	0%
Hispanic	47%	57%	100%
White	28%	23%	0%
Other	5%	1%	0%
Total	**100%**	**100%**	**100%**

OFFICER – YEARS OF SERVICE

Years	2021	2022	2023	2024	2025
Less than 1 year	0	0	0	0	0
1 - 5 years	0	0	1	0	1
6 - 10 years	0	2	0	0	0
11 - 20 years	1	0	0	0	0
More than 20 years	0	1	0	0	0
Total	**1**	**3**	**1**	**0**	**1**

OFFICER – RANK

Rank	2021	2022	2023	2024	2025
Captain and Above	0	0	0	0	0
Lieutenant	0	0	0	0	0
Sergeant	0	0	0	0	0
Detective	0	0	0	0	0
Police Officer	1	3	1	0	1
Detention Officer	0	0	0	0	0
Total	**1**	**3**	**1**	**0**	**1**

OFFICER – AREA/DIVISION OF ASSIGNMENT

Division/Area/Bureau	2021	2022	2023	2024	2025
77th Street	0	0	0	0	0
Central	0	0	1	0	1
Devonshire	0	0	0	0	0
Foothill	0	0	0	0	0
Harbor	0	0	0	0	0
Hollenbeck	1	0	0	0	0
Hollywood	0	0	0	0	0
Mission	0	1	0	0	0
Newton	0	1	0	0	0
North Hollywood	0	0	0	0	0
Northeast	0	0	0	0	0
Olympic	0	0	0	0	0
Pacific	0	0	0	0	0
Rampart	0	0	0	0	0
Southeast	0	0	0	0	0
Southwest	0	0	0	0	0
Topanga	0	0	0	0	0
Van Nuys	0	0	0	0	0
West Los Angeles	0	0	0	0	0
West Valley	0	0	0	0	0
Wilshire	0	0	0	0	0
All Traffic Divisions	0	0	0	0	0
Administrative Units	0	0	0	0	0
Specialized Units	0	0	0	0	0
Bureau	0	0	0	0	0
Metropolitan	0	1	0	0	0
Security Services	0	0	0	0	0
Other Areas	0	0	0	0	0
Total	**1**	**3**	**1**	**0**	**1**

OFFICER – ASSIGNMENT

Unit	2021	2022	2023	2024	2025
Administrative Units	0	0	0	0	0
Metropolitan Division	0	1	0	0	0
Patrol Divisions	1	1	1	0	1
Specialized Units	0	1	0	0	0
Investigative Units	0	0	0	0	0
Custody Division	0	0	0	0	0
Other	0	0	0	0	0
Total	**1**	**3**	**1**	**0**	**1**

OFFICER – INJURIES

Category	2021	2022	2023	2024	2025
Injured	1	0	0	0	1
Deceased	0	0	0	0	0
Total	**1**	**0**	**0**	**0**	**1**

SUSPECT INFORMATION

The suspect sections below include data for all individuals that Department personnel applied force against during Head Strikes.

SUSPECT – ETHNICITY

Ethnicity	2021	2022	2023	2024	2025
American Indian	0	0	0	0	0
Asian Pacific Islander	0	0	0	0	0
Black	1	0	0	0	1
Filipino	0	0	0	0	0
Hispanic	0	0	0	0	0
White	0	2	1	0	0
Other	0	0	0	0	0
Total	**1**	**2**	**1**	**0**	**1**

Ethnicity	City Population	Person Crime Suspect	Head Strike Suspect
Asian Pacific Islander	12%	(See other)	0%
Black	8%	38%	100%
Hispanic	47%	41%	0%
White	28%	8%	0%
Other	5%	4%	0%
Unknown	N/A	9%	0%
Total	**100%**	**100%**	**100%**

SUSPECT – GENDER

Gender	2021	2022	2023	2024	2025
Female	0	0	0	0	0
Male	1	2	1	0	1
Total	**1**	**2**	**1**	**0**	**1**

SUSPECT – AGE

Age	2021	2022	2023	2024	2025
0-17 years old	0	0	0	0	0
18-23 years old	0	0	0	0	0
24-29 years old	1	0	0	0	0
30-39 years old	0	0	1	0	1
40-49	0	2	0	0	0
50-59	0	0	0	0	0
60 and Above	0	0	0	0	0
Total	**1**	**2**	**1**	**0**	**1**

SUSPECT – WEAPON/FORCE

Weapon Type	2021	2022	2023	2024	2025
Automobile	0	0	0	0	0
Edged Weapon	0	1	1	0	0
Firearm	0	0	0	0	0
Impact Device	0	0	0	0	0
Perception	0	0	0	0	0
Physical Force	0	0	0	0	1
Replica/Pellet Gun	0	0	0	0	0
Other	1	0	0	0	0
None	0	1	0	0	0
Total	**1**	**2**	**1**	**0**	**1**

SUSPECT - INJURIES

Category	2021	2022	2023	2024	2025
Injured	1	2	1	0	1
Deceased	0	0	0	0	0
Total	**1**	**2**	**1**	**0**	**1**

SUSPECT – PERCEIVED MENTAL ILLNESS

Perceived Mental Illness	2021	2022	2023	2024	2025
Yes	0	0	1	0	0
No	1	2	0	0	1
Total	**1**	**2**	**1**	**0**	**1**

SUSPECT – HOMELESS

Perceived Homeless	2021	2022	2023	2024	2025
Yes	0	0	1	0	0
No	1	2	0	0	1
Total	**1**	**2**	**1**	**0**	**1**

DEPARTMENT ADJUDICATION

TACTICAL DEBRIEF/IN-POLICY (NO FURTHER ACTION)

Category	2021	2022	2023	2024	2025
Tactics	1	2	1	0	N/A
Drawing & Exhibiting	0	1	0	0	N/A
Non-Lethal Force	0	0	0	0	N/A
Intermediate Force	1	3	1	0	N/A
Lethal Force	0	0	0	0	N/A

ADMINISTRATIVE DISAPPROVAL/OUT OF POLICY

Category	2021	2022	2023	2024	2025
Tactics	0	1	0	0	N/A
Drawing & Exhibiting	0	0	0	0	N/A
Non-Lethal Force	0	0	0	0	N/A
Intermediate Force	0	0	0	0	N/A
Lethal Force	0	0	0	0	N/A

K-9 CONTACT INCIDENTS

A K-9 contact occurs when a Department K-9 strikes or makes forcible contact with a person (other than a bite) that results in a visible injury or complaint of injury.

ANNUAL DEPARTMENT TOTALS

K-9 Contact	2021	2022	2023	2024	2025
Department Total	1	1	6	1	1

SOURCE OF ACTIVITY

Source	2021	2022	2023	2024	2025
Radio Call	0	0	1	0	0
Observation	1	1	5	1	1
Citizen Flag Down	0	0	0	0	0
Pre-Planned Events	0	0	0	0	0
Station Call	0	0	0	0	0
Ambush	0	0	0	0	0
Off-Duty	0	0	0	0	0
Other	0	0	0	0	0
Total	**1**	**1**	**6**	**1**	**1**

BUREAU OF OCCURRENCE

OPERATIONS-CENTRAL BUREAU

Area	2021	2022	2023	2024	2025
Central	0	0	0	0	0
Newton	0	0	0	0	0
Northeast	0	0	1	0	0
Rampart	0	1	1	0	0
Hollenbeck	0	0	0	0	0
Total	**0**	**1**	**2**	**0**	**0**

OPERATIONS-SOUTH BUREAU

Area	2021	2022	2023	2024	2025
77th Street	0	0	1	0	0
Southeast	0	0	1	0	0
Harbor	0	0	1	0	1
Southwest	0	0	0	0	0
Total	**0**	**0**	**3**	**0**	**1**

OPERATIONS-WEST BUREAU

Area	2021	2022	2023	2024	2025
Hollywood	0	0	0	0	0
Olympic	0	0	0	0	0
Pacific	0	0	0	0	0
West Los Angeles	0	0	0	0	0
Wilshire	0	0	0	1	0
Total	**0**	**0**	**0**	**1**	**0**

OPERATIONS-VALLEY BUREAU

Area	2021	2022	2023	2024	2025
Devonshire	0	0	1	0	0
Foothill	0	0	0	0	0
Mission	0	0	0	0	0
North Hollywood	0	0	0	0	0
Topanga	1	0	0	0	0
Van Nuys	0	0	0	0	0
West Valley	0	0	0	0	0
Total	**1**	**0**	**1**	**0**	**0**

OUTSIDE JURISDICTION

Area	2021	2022	2023	2024	2025
Outside Jurisdiction	0	0	0	0	0

MONTH OF OCCURRENCE

Month	2021	2022	2023	2024	2025
January	0	0	0	0	0
February	1	0	2	1	0
March	0	0	0	0	0
April	0	0	0	0	0
May	0	0	0	0	0
June	0	0	0	0	0
July	0	1	0	0	0
August	0	0	0	0	0
September	0	0	1	0	0
October	0	0	2	0	0
November	0	0	1	0	1
December	0	0	0	0	0
Total	**1**	**1**	**6**	**1**	**1**

DAY OF OCCURRENCE

Day	2021	2022	2023	2024	2025
Monday	0	0	2	0	0
Tuesday	0	1	0	0	1
Wednesday	0	0	0	0	0
Thursday	0	0	1	0	0
Friday	1	0	1	0	0
Saturday	0	0	1	1	0
Sunday	0	0	1	0	0
Total	**1**	**1**	**6**	**1**	**1**

TIME OF OCCURRENCE

Time of Day	2021	2022	2023	2024	2025
0600 - 1759 hours	0	0	1	1	0
1800 - 0559 hours	1	1	5	0	1
Total	**1**	**1**	**6**	**1**	**1**

OFFICER INFORMATION

OFFICER – GENDER

Gender	2021	2022	2023	2024	2025
Female	0	0	0	0	0
Male	2	2	6	1	1
Total	**2**	**2**	**6**	**1**	**1**

OFFICER – ETHNICITY

Ethnicity	2021	2022	2023	2024	2025
American Indian	0	0	0	0	0
Asian Pacific Islander	0	0	0	0	0
Black	0	1	2	0	0
Filipino	0	0	0	0	0
Hispanic	1	1	2	1	1
White	1	0	2	0	0
Other	0	0	0	0	0
Total	**2**	**2**	**6**	**1**	**1**

Ethnicity	City Population	Department Personnel	K-9 Contact Personnel
Asian Pacific Islander	12%	11%	0%
Black	8%	8%	0%
Hispanic	47%	57%	100%
White	28%	23%	0%
Other	5%	1%	0%
Total	**100%**	**100%**	**100%**

OFFICER – YEARS OF SERVICE

Years	2021	2022	2023	2024	2025
Less than 1 year	0	0	0	0	0
1 - 5 years	0	0	0	0	0
6 - 10 years	0	0	0	0	0
11 - 20 years	0	0	5	1	1
More than 20 years	2	2	1	0	0
Total	**2**	**2**	**6**	**1**	**1**

OFFICER – RANK

Rank	2021	2022	2023	2024	2025
Captain and Above	0	0	0	0	0
Lieutenant	0	0	0	0	0
Sergeant	0	1	0	0	0
Detective	0	0	0	0	0
Police Officer	2	1	6	1	1
Total	**2**	**2**	**6**	**1**	**1**

OFFICER – AREA/DIVISION OF ASSIGNMENT

Division/Area/Bureau	2021	2022	2023	2024	2025
77th Street	0	0	0	0	0
Central	0	0	0	0	0
Devonshire	0	0	0	0	0
Foothill	0	0	0	0	0
Harbor	0	0	0	0	0
Hollenbeck	0	0	0	0	0
Hollywood	0	0	0	0	0
Mission	0	0	0	0	0
Newton	0	0	0	0	0
North Hollywood	0	0	0	0	0
Northeast	0	0	0	0	0
Olympic	0	0	0	0	0
Pacific	0	0	0	0	0
Rampart	0	0	0	0	0
Southeast	0	0	0	0	0
Southwest	0	0	0	0	0
Topanga	0	0	0	0	0
Van Nuys	0	0	0	0	0
West Los Angeles	0	0	0	0	0
West Valley	0	0	0	0	0
Wilshire	0	0	0	0	0
All Traffic Divisions	0	0	0	0	0
Administrative Units	0	0	0	0	0
Specialized Units	0	0	0	0	0
Bureau Level	0	0	0	0	0
Metropolitan	2	2	6	1	1
Security Services	0	0	0	0	0
Other Areas	0	0	0	0	0
Total	**2**	**2**	**6**	**1**	**1**

OFFICER – UNIT OF ASSIGNMENT

Unit	2021	2022	2023	2024	2025
Administrative Units	0	0	0	0	0
Metropolitan Division	2	2	6	1	1
Patrol Divisions	0	0	0	0	0
Specialized Units	0	0	0	0	0
Investigative Units	0	0	0	0	0
Custody Division	0	0	0	0	0
Other	0	0	0	0	0
Total	**2**	**2**	**6**	**1**	**1**

OFFICER – INJURIES

Category	2021	2022	2023	2024	2025
Injured	0	0	0	0	0
Deceased	0	0	0	0	0
Total	**0**	**0**	**0**	**0**	**0**

SUSPECT INFORMATION

The suspect sections below include data for all individuals that Department personnel applied force against during K-9 Contact incidents.

SUSPECT – ETHNICITY

Ethnicity	2021	2022	2023	2024	2025
American Indian	0	0	0	0	0
Asian Pacific Islander	0	0	0	0	0
Black	0	0	2	0	1
Filipino	0	0	0	0	0
Hispanic	0	0	4	1	0
White	1	1	0	0	0
Total	**1**	**1**	**6**	**1**	**1**

Ethnicity	City Population	Person Crime Suspect	K-9 Contact Suspect
Asian Pacific Islander	12%	(See other)	0%
Black	8%	38%	100%
Hispanic	47%	42%	0%
White	28%	8%	0%
Other	5%	3%	0%
Unknown	N/A	9%	0%
Total	**100%**	**100%**	**100%**

****Ethnicity categories for the city population differ from LAPD ethnicity categories (i.e. American Indian not included for city statistics).*

SUSPECT – GENDER

Gender	2021	2022	2023	2024	2025
Female	0	0	0	0	0
Male	1	1	6	1	1
Total	**1**	**1**	**6**	**1**	**1**

SUSPECT – AGE

Age	2021	2022	2023	2024	2025
0-17 years old	0	0	0	0	0
18-23 years old	0	0	3	1	0
24-29 years old	0	1	2	0	0
30-39 years old	1	0	1	0	1
40-49 years old	0	0	0	0	0
50-59 years old	0	0	0	0	0
60 years old and Above	0	0	0	0	0
Total	**1**	**1**	**6**	**1**	**1**

SUSPECT – WEAPON/FORCE

Weapon Type	2021	2022	2023	2024	2025
Automobile	0	0	0	0	0
Edged Weapon	1	0	0	0	0
Firearm	0	0	3	0	0
Impact Device	0	0	0	0	0
Perception	0	0	0	0	1
Physical Force	0	0	0	0	0
Replica/Pellet Gun	0	0	0	0	0
Other	0	0	0	0	0
None	0	1	3	1	0
Unknown	0	0	0	0	0
Total	**1**	**1**	**6**	**1**	**1**

SUSPECT - INJURIES

Category	2021	2022	2023	2024	2025
Injured	1	1	6	1	1
Deceased	0	0	0	0	0
Total	**1**	**1**	**6**	**1**	**1**

SUSPECT – PERCEIVED MENTAL ILLNESS

Perceived Mental Illness	2021	2022	2023	2024	2025
Yes	0	0	0	0	0
No	1	1	6	1	1
Total	**1**	**1**	**6**	**1**	**1**

SUSPECT – HOMELESS

Perceived Homeless	2021	2022	2023	2024	2025
Yes	1	0	0	0	0
No	0	1	6	1	1
Total	**1**	**1**	**6**	**1**	**1**

DEPARTMENT ADJUDICATION

TACTICAL DEBRIEF/IN-POLICY (NO FURTHER ACTION)

Category	2021	2022	2023	2024	2025
Tactics	2	0	0	1	N/A
Drawing & Exhibiting	0	0	0	1	N/A
Non-Lethal Force	0	0	0	0	N/A
Intermediate Force	0	0	0	0	N/A
Lethal Force	0	0	0	0	N/A
K-9 Deployment	2	2	6	1	N/A
K-9 Contact	2	2	6	1	N/A
K-9 Post Contact Procedures	2	2	6	1	N/A

ADMINISTRATIVE DISAPPROVAL/OUT OF POLICY

Category	2021	2022	2023	2024	2025
Tactics	0	0	0	0	N/A
Drawing & Exhibiting	0	0	0	0	N/A
Non-Lethal Force	0	0	0	0	N/A
Intermediate Force	0	0	0	0	N/A
Lethal Force	0	0	0	0	N/A
K-9 Deployment	0	0	0	0	N/A
K-9 Contact	0	0	0	0	N/A
K-9 Post Contact Procedures	0	0	0	0	N/A

CHIEF OF POLICE DIRECTED

The Chief of Police (COP) has the authority to redirect or reclassify a Non-Categorical Use of Force investigation to a Categorical Use of Force investigation based on details of the incident at his discretion. The Los Angeles Police Department titles these reclassified incidents as Chief of Police Directed incidents.

ANNUAL DEPARTMENT TOTALS

No Department personnel were involved in COP Directed incidents in 2021 through 2025.

USE OF DEADLY FORCE INCIDENT

Deadly force is defined as the force which creates a substantial risk of causing serious bodily injury or death. The utilization of objects that can cause serious bodily injury or death not specifically designated as a force option can result in the initiation of a Use of Deadly Force (UODF) incident.

ANNUAL DEPARTMENT TOTALS

In 2025, No Department personnel were involved in UODF incidents. Historically, from 2021-2025, Department personnel have been involved in a total of one UODF incident. The one UODF occurred in 2023, the incident involved Officer's decision to use a police patrol vehicle as a force option.

WARNING SHOT INCIDENTS

The intentional discharge of a firearm off target not intended to hit a person, to warn others that deadly force is imminent (2025 LAPD Manual 1/556.10).

In the five-year period from 2021-2025, the Department had zero warning shot incidents. The last two warning shot incidents occurred in 2017.






2025-07-13 09:19:39 -0700
AXON FLEET 3 F X684D229H


2025-07-13 09:19:58 -0700
AXON FLEET 3 F X684D229H
Stop!
Get back!

NON-CATEGORICAL

USE OF FORCE

STATISTICAL ANALYSIS 2021-2025

ANNUAL DEPARTMENT TOTALS

Incident Count	2021	2022	2023	2024	2025
Department Total	2,256	2,212	1,548	1,448	1,595

LEVEL TOTALS

Level	2021	2022	2023	2024	2025
Level I	189	198	313	281	267
Level II	2,067	2,014	990	878	863
Level III	N/A	N/A	245	289	465
Total	**2,256**	**2,212**	**1,548**	**1,448**	**1,595**

SOURCE OF ACTIVITY

Source	2021	2022	2023	2024	2025
Citizen Flag Down	148	127	126	98	86
Observation	592	558	451	419	460
Radio Call	1,392	1,385	849	774	737
Station Call	22	26	20	16	15
Other-Subsequent incidents, whether related or unrelated to the original source of activity (e.g., a suspect assaulting officers while being fingerprinted at the jail, resulting in a non-categorical use of force).	102	115	102	141	294
Unknown	0	1	0	0	3
Total	**2,256**	**2,212**	**1,548**	**1,448**	**1,595**

FORCE OPTION

NUMBER OF NON-CATEGORICAL USE OF FORCE (NCUOF) INCIDENTS EACH FORCE OPTION WAS APPLIED:

Force Option	2021	2022	2023	2024	2025
40MM Less Lethal Launcher	75	69	75	103	284
Baton/Impact Device	35	18	14	25	67
Beanbag Shotgun	48	21	17	39	33
Body Weight	1,682	1,503	1,084	960	916
Firm Grip/Joint Lock	2,132	2,039	1,367	1,224	1,160
OC Spray	19	8	14	14	17
Other	382	370	244	212	189
Physical Force	1,761	1,528	863	750	671
Strike/Kick/Punch	166	140	161	163	229
Takedown/Leg Sweep	789	733	673	634	575
TASER	239	201	205	211	194

Note: In April of 2021 the Board of Police Commissioners approved K-9 Contacts to be a reportable Use of Force. Starting in 2022, NCUOF, K-9 Contacts were included in the “Other” category.

PERCENTAGE OF NCUOF INCIDENTS EACH FORCE OPTION WAS APPLIED:

Force Option	2021	2022	2023	2024	2025
40MM Less Lethal Launcher	3%	3%	5%	7%	18%
Baton/Impact Device	2%	1%	1%	2%	1%
Beanbag Shotgun	2%	1%	1%	3%	2%
Body Weight	75%	68%	70%	66%	57%
Firm Grip/Joint Lock	95%	92%	88%	85%	73%
OC Spray	1%	0%	1%	1%	1%
Other	17%	17%	16%	15%	12%
Physical Force	78%	69%	56%	52%	42%
Strike/Kick/Punch	7%	6%	10%	11%	14%
Takedown/Leg Sweep	35%	33%	43%	44%	36%
TASER	11%	9%	13%	15%	12%

Note: The query period included for all NCUOF incidents is from January 1, 2021 through December 31, 2025. Due to late reportings after the stated query period, the percentages/figures will experience variances within various categories. Additionally, the variances will also account for discrepancies between previous versions of the Use of Force, Year-End Review.

TASER INFORMATION



ANNUAL EFFECTIVENESS PERCENTAGES

TASER Effectiveness	2021	2022	2023	2024	2025
Yes	52%	51%	55%	56%	56%
No	48%	49%	45%	44%	44%

BEANBAG SHOTGUN INFORMATION



ANNUAL EFFECTIVENESS PERCENTAGES

Beanbag Shotgun Effectiveness	2021	2022	2023	2024	2025
Yes	37%	35%	34%	38%	49%
No	63%	65%	66%	62%	51%

40MM LESS LETHAL LAUNCHER INFORMATION



ANNUAL EFFECTIVENESS PERCENTAGES

40MM Less-Lethal Launcher Effectiveness	2021	2022	2023	2024	2025
Yes	47%	41%	37%	57%	52%
No	53%	59%	63%	43%	48%

Note: The percentages reflect the investigating officer's overall assessment of the applied force option's effectiveness during a use-of-force incident, rather than each deployed discharge or application.

BUREAU OF OCCURRENCE

OPERATIONS-CENTRAL BUREAU

Area	2021	2022	2023	2024	2025
Central	268	229	166	162	359
Newton	119	138	116	103	88
Northeast	79	72	41	43	47
Rampart	136	134	79	70	55
Hollenbeck	73	68	78	70	69
Total	**675**	**641**	**480**	**446**	**618**

OPERATIONS-SOUTH BUREAU

Area	2021	2022	2023	2024	2025
77th Street	202	208	142	130	108
Southeast	168	167	133	75	110
Harbor	76	62	45	48	51
Southwest	104	112	90	110	107
Total	**550**	**549**	**410**	**363**	**376**

OPERATIONS-WEST BUREAU

Area	2021	2022	2023	2024	2025
Hollywood	156	147	64	65	69
Olympic	77	73	40	53	57
Pacific	85	61	41	39	44
West Los Angeles	52	44	28	36	27
Wilshire	41	57	47	47	34
Total	**411**	**382**	**220**	**240**	**231**

OPERATIONS-VALLEY BUREAU

Area	2021	2022	2023	2024	2025
Devonshire	73	69	43	39	34
Foothill	70	69	58	40	51
Mission	97	113	75	67	55
North Hollywood	124	104	65	61	61
Topanga	53	65	46	40	31
Van Nuys	90	87	60	74	75
West Valley	73	94	50	45	27
Total	**580**	**601**	**397**	**366**	**334**

OUTSIDE JURISDICTION

Area	2021	2022	2023	2024	2025
Outside Jurisdiction	40	39	41	33	36

MONTH OF OCCURRENCE

Month	2021	2022	2023	2024	2025
January	194	184	182	113	88
February	183	141	118	106	134
March	184	178	118	122	128
April	188	171	129	143	110
May	202	178	128	137	147
June	207	193	123	137	279
July	212	195	115	116	134
August	188	203	141	123	135
September	175	182	140	106	95
October	196	211	138	124	124
November	174	192	110	103	118
December	153	184	106	118	103
Total	**2,256**	**2,212**	**1,548**	**1,448**	**1,595**

DAY OF OCCURRENCE

Day	2021	2022	2023	2024	2025
Monday	293	329	224	193	225
Tuesday	283	286	218	210	233
Wednesday	339	294	210	219	229
Thursday	327	295	226	213	180
Friday	311	346	229	206	216
Saturday	351	315	202	192	252
Sunday	352	347	239	215	260
Total	**2,256**	**2,212**	**1,548**	**1,448**	**1,595**

TIME OF OCCURRENCE

Time	2021	2022	2023	2024	2025
0000 - 0359 hours	298	294	181	157	198
0400 - 0759 hours	195	149	102	112	107
0800 - 1159 hours	336	360	244	243	205
1200 - 1559 hours	388	436	297	274	298
1600 - 1959 hours	489	454	369	305	393
2000 - 2359 hours	550	519	355	357	394
Total	**2,256**	**2,212**	**1,548**	**1,448**	**1,595**

OFFICER INFORMATION

OFFICER – GENDER

Gender	2021	2022	2023	2024	2025
Female	1,245	1,154	717	698	712
Male	8,032	7,380	5,027	4,536	5,051
Non-Binary	5	1	2	2	0
Total	**9,282**	**8,535**	**5,746**	**5,236**	**5,763**

OFFICER – ETHNICITY

Ethnicity	2021	2022	2023	2024	2025
American Indian	50	52	28	13	9
Asian Pacific Islander.	920	810	511	456	480
Black	682	653	445	447	420
Hispanic	5,339	5,048	3,536	3,292	3,719
K-9	16	61	73	64	76
White	2,198	1,855	1,130	933	1,029
Other	77	56	23	31	30
Total	**9,282**	**8,535**	**5,746**	**5,236**	**5,763**

Ethnicity	City Population	Department Personnel	NCUOF Personnel
Asian Pacific Islander	12%	11%	8%
Black	8%	8%	7%
Hispanic	47%	57%	65%
White	28%	23%	18%
Other	5%	1%	2%
Total	**100%**	**100%**	**100%**

OFFICER – RANK

Rank	2021	2022	2023	2024	2025
Command Staff	5	3	1	0	1
Lieutenant	17	17	12	11	10
Sergeant	911	804	482	402	380
Police Officer	7,980	7,347	5,006	4,546	5,034
K-9 Officer	16	61	73	64	76
Reserve Police Officer	7	1	0	3	3
Detective	72	66	50	36	68
Detention Officer	219	192	97	136	153
Civilian	55	44	25	38	38
Total	**9,282**	**8,535**	**5,746**	**5,236**	**5,763**

OFFICER – RANK CONTINUED

Rank	No. of Sworn Personnel	Department
Captain and Above	117	<1%
Lieutenant	237	3%
Sergeant	1,041	12%
Detective	1,084	12%
Police Officer	6,225	72%
Total	**8,704**	**100%**

OFFICER – ASSIGNMENT

Assignment	2021	2022	2023	2024	2025
Administrative Units	298	253	221	223	233
Custody Division	265	229	133	175	196
Case-Carrying Investigator	63	80	67	60	96
Patrol Divisions	7,780	7,127	4,632	4,116	4,347
Reserve Police Officer	5	1	0	2	2
Specialized Enforcement Units	780	719	572	540	764
Traffic Divisions	72	56	35	35	39
Other	3	64	77	65	71
Unassigned	16	6	9	20	15
Total	**9,282**	**8,535**	**5,746**	**5,236**	**5,763**

OFFICER – INJURIES

Injuries	2021	2022	2023	2024	2025
No	8,475	7,820	5,182	4,701	5,227
Yes	807	715	564	535	536
Total	**9,282**	**8,535**	**5,746**	**5,236**	**5,763**

SUSPECT INFORMATION

The suspect sections below include data for all individuals against whom Department personnel applied NCUOF against.

SUSPECT – GENDER

Gender	2021	2022	2023	2024	2025
Female	434	471	239	222	248
Male	1,972	1,855	1,348	1,284	1,924
Unknown	5	17	20	44	389
Total	**2,411**	**2,343**	**1,607**	**1,550**	**2,561**

SUSPECT – ETHNICITY

Ethnicity	2021	2022	2023	2024	2025
American Indian	1	1	1	0	0
Asian	21	29	11	12	8
Black	917	846	585	549	565
Hispanic	1,102	1,077	799	758	1,012
White	300	322	171	158	215
Other	61	50	34	34	41
Unknown	9	18	6	39	720
Total	**2,411**	**2,343**	**1,607**	**1,550**	**2,561**

Ethnicity	City Population	Person Crime Suspect	NCUOF Suspect
Asian Pacific Islander	12%	(See other)	1%
Black	8%	37%	36%
Hispanic	47%	42%	49%
White	28%	8%	10%
Other	5%	3%	2%
Unknown	N/A	10%	2%
Total	**100%**	**100%**	**100%**

SUSPECT – AGE

Age	2021	2022	2023	2024	2025
0 - 17 years old	104	104	90	124	122
18 - 22 years old	296	264	189	149	222
23 - 27 years old	497	433	266	237	294
28 - 32 years old	518	510	348	360	339
33 - 37 years old	343	387	263	231	282
38 - 42 years old	255	272	173	151	180
43 - 47 years old	141	138	116	84	123
48 - 52 years old	112	84	60	62	50
53 - 57 years old	65	53	44	49	48
58 years old and Above	66	71	51	47	54
Unknown	14	27	7	56	847
Total	**2,411**	**2,343**	**1,607**	**1,550**	**2,561**

SUSPECT – PERCEIVED IMPAIRMENT

Impairment	2021	2022	2023	2024	2025
Alcohol Impaired	272	261	177	144	168
Drug & Alcohol Impaired	80	76	43	29	35
Drug Impaired	449	368	220	156	152
Drug or Alcohol Impaired	159	161	98	86	67
No Impression	1,341	1,309	937	732	1,038
Unknown	110	168	132	403	1,101
Total	**2,411**	**2,343**	**1,607**	**1,550**	**2,561**

SUSPECT – INJURIES

Injuries	2021	2022	2023	2024	2025
Yes	1,644	1,524	1,242	1,195	1,190
No	764	817	364	350	1,197
Unknown	3	2	1	5	174
Total	**2,411**	**2,343**	**1,607**	**1,550**	**2,561**

DEPARTMENT ADJUDICATION

ADMINISTRATIVE APPROVAL

Administrative Approval	2021	2022	2023	2024	2025
Tactics	9,032	8,188	4,707	4,176	N/A
Force	29,649	25,510	13,340	10,904	N/A

ADMINISTRATIVE DISAPPROVAL

Administrative Disapproval	2021	2022	2023	2024	2025
Tactics	270	351	238	98	N/A
Force	140	140	82	41	N/A

OFFICER-INVOLVED SHOOTING

SYNOPSES AND PHOTOGRAPHS OF RECOVERED SUSPECT WEAPONS



F001-25: January 11, 2025
Uniformed officers responded to a radio call of an Assualt With Deadly Weapon (ADW) stabbing at a multi-unit residential treatment facility. Inside the facility, the suspect, who is a resident of the facility, stabbed a staff member in the face with a folding knife. As officers approached the location, they met with the victim and witnesses and attempted to ascertain the suspect's location. In the interim, additional patrol units arrived and formed a tactical team to callout the suspect. During the callout, the suspect emerged from the location and began to advance on the team of officers armed with a knife. Officers gave commands for the suspect to drop the knife. He did not comply, resulting in an officer discharging four rounds from a Beanbag Shotgun. The Beanbag rounds were only momentarily effective and the suspect continued to advance on officers, while still armed with the knife. As Officers attempted to redeploy onto the sidewalk and street, an OIS occurred.





F003-25: January 20, 2025
The suspect exited her residence and used a blunt object to break the front window of her apartment and the windows of two adjacent apartments. This vandalism prompted multiple people, including the suspect's mother, to call 911. The mother told Communications Division that the suspect suffered from mental illness. Officers responded to the apartment complex and were directed by the vandalism victims and mother to the apartment where the suspect had returned to. Officers requested additional units and attempted to communicate with the suspect; however, she refused to comply with commands. Officers obtained an apartment key from the mother and used it to open the front door of the apartment. The suspect emerged at the threshold of the front door, armed with a metal stove grate and swung it at officers. A TASER was discharged; however, it was ineffective and the suspect continued to swing the grate at officers, which resulted in an OIS.



F004-25: February 07, 2025
Uniformed officers responded to a radio call of a Possible Kidnap Suspect at a motel. The comments of the call indicated the Person Reporting was being forced to stay at the location against her will. Once officers and a supervisor arrived, they entered the motel room and met with the suspect. During their investigation, the suspect became agitated, armed herself with a knife, and held it to her neck. The officers and supervisor exited the motel room and deployed to the threshold of the doorway. The officers repeatedly verbalized for the suspect to drop the knife. The suspect did not comply and advanced toward the officers, while still holding the knife, resulting in an OIS.

Weapon was not recovered

F005-25: February 11, 2025
Uniformed officers responded to a radio call of a "415 Man with a Gun" at Western Avenue and Lomita Boulevard. When the officers arrived in the area, they observed the suspect, armed with a revolver, and walking east on 254th Street from Belle Porte Avenue. As they attempted to contact the suspect, he began to run, and the officers initiated a foot pursuit. The suspect ultimately ran to the rear of a residence, which was overgrown with foliage and littered with large mounds of debris. Metropolitan Division K-9 personnel responded, searched the yard, and determined the suspect was hiding inside a metal storage shed. The suspect was given multiple commands to surrender; however, he refused. The officers requested the resources of Metropolitan Division's Special Weapons and Tactics (SWAT), who responded and began negotiating with the suspect to surrender. Approximately one hour later, the suspect was observed in the yard holding a revolver while walking in the direction of officers and an OIS occurred.



F006-25: February 19, 2025

Uniformed officers were assisting with a burglary task force when they became involved in a vehicle pursuit of a possible burglary suspect. During the pursuit, the suspect, drove to a residential area and entered a cul-de-sac. The suspect turned the vehicle around and accelerated toward officers resulting in an OIS.



F007-25: March 3, 2025

The mother of the suspect called 911 to report that her son was suffering from mental illness and may be a danger to others. Patrol officers responded to her location, as resources arrived at the location, an additional family member of the suspect directed officers to the suspect. As officers approached the suspect they gave him verbal commands to surrender. The suspect instead fled the location, leading officers on a short foot pursuit. The suspect was armed with what appeared to be a black pistol. As the suspect entered a driveway, he turned and pointed the pistol at officers resulting in the discharge of a 40mm Less-Lethal Launcher (LLL) and an OIS occurred.





F009-25: March 11, 2025

Suspect self-reported to 911 that he was armed with a grenade, a shotgun, was suicidal, and would shoot any police that approached his residence located in an apartment complex. Uniformed officers responded to the location and were guided by citizens to the suspect's residence. Officers set up containment around the location and made verbal contact with the suspect, who failed to obey officers' commands and remained barricaded in his apartment. Metropolitan Division - Special Weapons and Tactics (SWAT) responded to the location to assist in the apprehension of the suspect. Prior to SWAT's arrival, and as officers were attempting to negotiate with the suspect, he suddenly emerged from his apartment, holding what appeared to be a shotgun and pointed it toward officers, resulting in an OIS.



F010-25: March 14, 2025

Uniformed officers observed a vehicle driving erratically and conducted a traffic stop. From behind their vehicle doors, the officers ordered the driver to lower his windows and to place his hands outside his vehicle. The suspect yelled profanity at the officers. Moments later, the suspect exited the vehice, faced the officers, removed a dark object from his waistband area, and quickly pointed it at them, resulting in an OIS. The object the suspect pointed at the officers at the time of the OIS was later determined to be a cellphone.



F011-25: March 26, 2025

A suspect reportedly pointed a possible rifle at passersby outside a residence Uniformed officers responded and located the suspect at the front door of the residence. The suspect refused to follow the officer's commands to surrender and barricaded himself inside the location. Additional resources were requested and containment was established around the residence. Officers observed the suspect holding what appeared to be a rifle and Metropolitan Division - Special Weapons and Tactics (SWAT) responded to the location to assist. From inside the location, the suspect pointed the possible rifle at SWAT officers, resulting in an OIS.



F012-25: April 8, 2025

California Highway Patrol (CHP) requested a backup locating three misdemeanor hit-and-run suspects who fled into a residential neighborhood. Multiple uniformed officers responded and established a perimeter. Several minutes later, officers were directed by CHP to the rear of a residence, where one suspect was last seen running. As the officers were in the rear yard of that residence, they observed a female in the yard of a neighboring residence armed with a handgun. The officers ordered the suspect to drop the handgun numerous times; however, she refused. The suspect then pointed the handgun at the officers and an OIS occurred.



F013-25: April 20, 2025

A radio call was generated for an Assault with a Deadly Weapon Suspect, at the 6400 block of Reseda Boulevard. The comments of the call indicated the suspect was trespassing, while armed with a handgun, and shouting obscenities. An LAPD air unit arrived overhead and observed the suspect armed with a handgun. The air unit directed the suspect, via the public address system, to drop the handgun. Instead, the suspect pointed and fired his handgun at the air unit, which prompted a help call to be broadcast. Uniformed officers responded and were directed to the suspect, who was inside the apartment complex. The suspect, while still armed with the handgun, proceeded to an alley adjacent to the building. The officers contacted the suspect and ordered him to drop his weapon. The suspect refused to comply and a 40mm Less-Lethal Launcher (LLL) was discharged toward the suspect but was ineffective. The suspect then pointed his handgun at the officers, resulting in an OIS.

Weapon was not recovered

F014-25: April 23, 2025

Uniformed officers were conducting extra patrol in the area of West 113th Street and Compton Avenue when they observed a known suspect, wanted for Child Abduction. The suspect was known to carry firearms. Officers attempted a traffic stop on the suspect's vehicle, however; he suddenly fled at a high rate of speed. A short vehicle pursuit ensued, terminating on the east 105 Freeway on-ramp at Central Avenue. The suspect exited his vehicle holding a red and gray backpack. Officers gave repeated commands to the suspect not to reach inside the backpack, which he ignored. The suspect led officers on a foot pursuit, the suspect suddenly stopped, faced a pursuing officer and reached inside the backpack, resulting in an OIS.



F015-25: May 3, 2025

Uniformed officers responded to a radio call of an “Assault with a Deadly Weapon (ADW), Domestic Violence in Progress”. Additional information indicated the suspect was armed with a gun and possibly seeking “suicide by police.” While officers were at scene, screams could be heard emanating from inside the residence. Officers made entry into the house and encountered the suspect armed with a rifle and an OIS.



F017-25: May 12, 2025

Uniformed officers responded to a radio call of an Assault with a Deadly Weapon (ADW). The comments of the call indicated the suspect was armed with a knife and frying pan in an apartment complex. As officers arrived, they observed the suspect in an agitated state, yelling from the window of his first-floor apartment. The suspect then used a frying pan to break the glass of his apartment window. Officers broadcast a backup request, and additional units arrived at the scene. Officers formulated a tactical plan and entered the courtyard area of the apartment complex. As officers entered the courtyard, the suspect, ran toward the officers, while armed with a knife, resulting in a TASER deployment and an OIS.



F018-25: May 16, 2025

Uniformed officers responded to a radio call of an Assault with a Deadly Weapon Suspect at a multi-unit property. The comments of the call indicated the suspect stabbed his wife multiple times. Upon officers’ arrival they walked to the rear of the location and were directed by witnesses to an adjacent pathway between units. There the officers encountered the suspect advancing toward them with a knife raised in his right hand, resulting in an OIS and the deployment of a 40mm Less-Lethal Launcher.





F021-25: May 26, 2025

Uniformed officers responded to a radio call regarding a possible shooting investigation. Comments of the call described a van with multiple bullet holes in its windshield. Officers contacted a female seated in the driver’s seat of a van. While speaking with the suspect, the officers learned she had a felony warrant and attempted to detain her. The suspect resisted and removed what appeared to be a black semiautomatic pistol from her person and pointed it at her throat. Officers re-deployed to their vehicle and requested backup; the suspect drove away. Officers initiated a vehicle pursuit, which ultimately terminated on a street. Officers communicated with the suspect, who remained in her vehicle and ordered her to surrender, but she refused. Suspect continued to point the pistol at her throat while being armed with a large machete. Metropolitan Division - Special Weapons and Tactics (SWAT) personnel were notified, prior to their arrival, the suspect began walking toward the front door of a residence while still holding the pistol and machete, and an OIS occurred.



F022-25: May 28, 2025
Uniniformed officers responded to a radio call of a robbery in progress at a business. The comments of the call indicated the suspect was armed with a gun, and he possibly assaulted a worker. Once officers arrived at the location, they were directed by witnesses and an LAPD air unit to the suspect, who had run from the business to an adjacent apartment complex. The suspect proceeded to a narrow pathway north of the building, while still armed with the handgun. Officers contacted the suspect and ordered him to drop his weapon. The suspect refused and pointed his handgun at the officers, resulting in an OIS. A black airsoft replica handgun was recovered at scene and booked as evidence.



F023-25: June 3, 2025
Uniformed officers responded to a radio call of an Assault with a Deadly Weapon (ADW) shots fired, at an apartment complex. As the officers were entering the complex, the suspect appeared armed with a firearm and an OIS occurred.



F024-25: June 5, 2025
Uniformed officers responded to a radio call of an Assault with a Deadly Weapon (ADW) suspect in the area of Western Avenue and Washington Boulevard. The comments of the call indicated that the suspect was pointing a minishotgun at passing vehicles. Upon arrival, officers observed the suspect on the sidewalk. The suspect was holding an object that resembled a sawed-off shotgun. Officers issued multiple commands to drop the weapon, which the suspect disregarded. The suspect then walked to the sidewalk and concealed the weapon in his waistband. A short time later, the suspect removed the weapon and pointed it in the direction of the officers, resulting in an OIS.





F028-25: June 19, 2025
Uniformed officers responded to multiple radio calls of a burglary in progress. The comments of the calls indicated that the suspect was attempting to gain access into apartments. The officers observed the suspect at a second-floor entrance to the apartment complex. The suspect threw lumber, ceramic pots, and other objects at the officers while armed with a knife. Officers discharged Less-Lethal munitions at the suspect. The suspect fled and forced entry into an occupied second floor apartment through a window. The officers forced entry into the apartment and were confronted by the suspect who was armed with a knife and metal chair resulting in an OIS. Additionally, Less-Lethal munition was discharged at the suspect.



F029-25: June 28, 2025
Uniformed officers were in the area of Avalon Boulevard and 42nd Place when they observed the suspect walking in the roadway armed with a handgun. As the officers drove toward the suspect he raised the handgun and discharged two rounds, and an OIS occurred.



F032-25: July 5, 2025
Uniformed Gang Enforcement Detail officers were conducting patrol along the Western Avenue corridor near Martin Luther King Park. Officers observed the suspect riding a bicycle north on the sidewalk. The officers believed that the suspect possessed a handgun and initiated a pedestrian stop on the 3900 block of South Western Avenue. During the stop, the suspect suddenly fled from the officers. During the foot pursuit the suspect removed a pistol from his waistband and fired at the officers, resulting in an OIS. One officer was struck in the legs by gunfire.



F033-25: July 10, 2025
Uniformed officers were in the area of Crenshaw Boulevard south of Hyde Park Boulevard when they observed a male suspect exit a parked vehicle armed with a handgun. The suspect proceeded onto the sidewalk and became involved in a physical altercation with a male victim. As officers exited their vehicle to intervene, the suspect discharged one round from his handgun, and an OIS occurred.



F034-25: July 13, 2025
Uniformed officers responded to a radio call of an ADW suspect in the area of South Figueroa Street and West Olympic Boulevard. The comments of the call indicated the male suspect stopped his vehicle in the middle of the intersection, exited, and was swinging a sword at pedestrians. Upon arrival, officers observed the suspect standing in the intersection holding a machete. Officers gave multiple commands for the suspect to drop the weapon; however, he failed to comply. The suspect then returned to his vehicle, retrieved a water bottle, and threw it at the officers. He subsequently entered his vehicle and fled southbound on Figueroa Street while waving the machete outside the driver's side window. Officers initiated a brief vehicle pursuit during which the suspect drove erratically and collided with a police vehicle. A short time later, the suspect stopped near Figueroa Street and 12th Street, exited his vehicle while still armed with the machete, and charged at the officers resulting in an OIS.



F035-25: July 14, 2025
Uniformed officers responded to a call of a "415 man with a gun," on Spence Street east of 8th Street. The comments of the call described the suspect and stated he was holding a "possible assault rifle." Upon arrival, officers observed the suspect holding an assault rifle in the driver's seat of a white utility van, parked to the rear of a property located at the 1200 block of Spence Street. Additional resources were requested as the suspect was ordered to exit the vehicle and drop the weapon; however, he refused to follow commands, raised the rifle, and an OIS occurred.



F037-25: July 20, 2025
Uniform officers responded to a radio call of an ADW suspect armed with a firearm at the 20000 block of Prairie Street. As an air unit arrived over the call location, they observed the suspect fleeing on a skateboard, attempting to flee and directed responding officers to the suspect who was at the 9300 block of Corbin Avenue. The suspect continued to flee and a foot pursuit ensued, during which he pointed a firearm at officers, resulting in an OIS.



F041-25: August 14, 2025
Uniformed officers responded to a radio call of an Assault with a Deadly Weapon (ADW) suspect armed with a firearm, in the area of Arleta Avenue and Branford Street. While officers were responding, multiple callers reported that the suspect was walking along Arleta Avenue and pointing a gun at passing vehicles. Officers located the suspect, armed with a firearm in his right hand, walking sidewalk of Arleta Avenue. The officers issued commands for the suspect to drop the weapon, which he ignored and continued to walk away. Officers notified Communications Division of their location and that the suspect was armed, prompting a "Help Call." Multiple units from bordering divisions responded and assisted in monitoring the armed suspect. Suddenly, the suspect turned and faced the officers while armed, resulting in an OIS. A replica handgun was recovered at the scene and booked as evidence.



F042-25: August 21, 2025
Uniformed officers responded to a radio call of "ADW Shots Fired," at Vendome Street and Beverly Boulevard. The person reporting stated they heard two gunshots and multiple people yelling. Upon arrival, officers heard gunfire coming from the rear parking lot of the 3000 block of Beverly Boulevard. Officers observed the suspect inside a gray van in possession of a firearm and an OIS occurred.





F043-25: August 22, 2025

Uniformed officers responded to a radio call of an ADW suspect there now at the 5400 block of Monterey Road. The comments of the call indicated that the suspect threatened the Person Reporting (PR) with a knife. Upon arrival, the officers contacted the PR who directed them to the suspect, who was outside standing by a vehicle. The officers gave the suspect verbal commands to put his hands on top of his head. As the officers attempted to take the suspect into custody, he produced a knife, resulting in an OIS.



F044-25: August 23, 2025

Uniformed officers responded to a radio call of an "Assault with a Deadly Weapon Ambulance Shooting," at a residence located at the 2300 block of West 23rd Street. The comments of the call stated that the victim, a 90-year old male, was down in front of the house. Upon arrival, officers observed the victim on the ground and began to approach when they saw the suspect present himself from inside the residence. The suspect fired at the officers and an OIS occurred.



F045-25: August 31, 2025

Uniformed officers were conducting extra patrol in a liquor store located on the corner of 9th Avenue and West Jefferson Boulevard. While inside the location, the officers made contact with an individual who appeared to be concealing a firearm on his person. As the officers attempted to detain the suspect, he removed a firearm from his waistband, and an OIS occurred.



F047-25: September 10, 2025

Uniformed officers responded to a radio call of an Assault with a Deadly Weapon suspect at the 8700 block of Orion Avenue. The comments of the call indicated the suspect was armed with a glass bottle and a firearm. As an Airship arrived overhead, they directed officers to the area of Orion Avenue and Parthenia Street, where the suspect was observed. Upon contact, the officers attempted to gain the suspect's compliance by issuing verbal commands. The suspect failed to comply, pointed a handgun at the officers and an OIS occurred. The handgun used by the suspect was later determined to be a black plastic replica.



F048-25: September 14, 2025
Uniformed officers were driving in the 2400 block of Boulder Street when they encountered the suspect in possession of an open container of alcohol. As the officers attempted to contact the suspect, he fled and a short foot pursuit ensued. The suspect ultimately fell while running between residences and produced a handgun from his waistband area, which resulted in an OIS.

Weapon was not recovered

F051-25: September 21, 2025
Uniformed officers responded to a radio call at the 300 block of North Myers Street, near the railroad tracks. The radio call reported a man was armed with an assault rifle and shooting at unknown individuals. Upon arrival, the officers began to search the area when they observed the suspect armed with a rifle and an OIS occurred.



F053-25: October 6, 2025
Uniformed sergeant was driving in the area of 5th Street and Main Street when he observed a shooting in progress. The suspect of the shooting, fled the scene armed with a handgun, prompting a help call. The sergeant and responding officers pursued the suspect on foot for several blocks to Spring Street just south of 4th Street, where an OIS occurred.



F057-25: November 2, 2025
Uniformed officers responded to a radio call of a 415 Fight at the 8900 block of Balcom Avenue. The comments of the call indicated the Person Reporting heard his neighbors fighting and a female crying. Upon officers arrival, they observed the suspect in the front yard of the residence, armed with a handgun, and holding a female hostage (victim later determined to be his girlfriend). The officers gave multiple commands to the suspect to drop the handgun. He failed to comply and continued to struggle with the victim, while still armed with the handgun, when an OIS occurred.



F059-25: November 11, 2025

Uniformed Officers responded to a call of an assault with a deadly weapon at the 10300 block of Kalmia Street. The comments of the call indicated the suspect was “using wires as a whip and attempting to hit passersby.” Upon arrival, officers observed the suspect holding a cluster of metal wires approximately seven and a half feet in length. The officers ordered the suspect to drop the weapon. He initially complied but then picked it up again and one officer deployed a 40mm Less-Lethal Launcher. The susepct gripped the wires with both hands and charged at an officer while bringing the weapon over his shoulder in a whipping motion. One officer fired additional 40mm Less-Lethal Launcher rounds which were ineffective and an OIS occurred.



F061-25: November 17, 2025

Uniformed officers responded to a radio call of an Assault with a Deadly Weapon suspect near the 8300 block of Northgate Avenue. The comments of the call indicated that the suspect was armed with a firearm and had pointed it at the person reporting the incident. Upon arrival, officers observed the suspect running past them and ordered him to drop the weapon. The suspect refused to comply, and a foot pursuit ensued. Officers followed the suspect as he traversed through apartment buildings before returning to Northgate Avenue, where he stopped and faced the officers while still holding the firearm. Despite repeated commands to drop the weapon, the suspect raised the gun and fired at the officers, resulting in an OIS.



F063-25: November 20, 2025

Uniformed officers responded to a radio call of an ADW, suspect there now, at the 2100 block of W. 76th Street. An LAPD air unit, responded and orbited over the location. The air unit observed the suspect standing in the front yard of his residence. The tactical flight officer (TFO) monitored the suspect and observed as he fired approximately 3-5 rounds from a pistol at the orbiting helicopter. The TFO broadcasted an “Officer Needs Help”. Uniformed officers arrived at scene and were directed by the air unit to the suspect’s location. The officers observed the suspect to be holding a gun while he stood in a front yard. The officers gave the suspect multiple commands to drop the handgun but he failed to comply with the directions and an OIS occurred.



F066-25: November 28, 2025

Uniformed officers responded to a radio call of an Assault with a Deadly Weapon suspect near the 850 block of South Vermont Avenue. The comments of the call indicated that the suspect had broken the windows of a business and was stabbing himself with pieces of broken glass. Upon arrival, officers observed suspect in the middle of the street, shirt covered in blood, and a piece of broken glass in his hand. Officers attempted to communicate with suspect, but he refused to comply with commands and began to walk away. As additional units arrived, the suspect ran directly toward one of the officers and an OIS occurred.



F067-25: December 2, 2025
Plainclothes detective was stopped at a red tri-light. The detective was alone, driving an unmarked vehicle without emergency lights. The detective observed two males fighting in the street in front of his vehicle. The suspect chased the victim while armed with a knife and began stabbing him causing the victim to fall to the ground. Suspect continued to stab the victim as he was lying on the ground. The detective exited his vehicle while suspect was still armed with the knife, and an OIS occurred.



F068-25: December 3, 2025
Uniformed officers responded to a radio call of a male with mental illness. The comments of the call indicated the subject had been diagnosed with schizophrenia and acting erratically toward family members. Officers met with the subject's brother and he stated he feared for their father's safety. He further stated the subject had a history of violence toward their parents, including stabbing their father. The subject had also been confined to a mental health institution for several years due to these prior incidents. Officers requested additional units to assist and subsequently entered the residence. Inside, they located the subject in the father's bedroom, who was laying on top of his father on a bed while holding what appeared to be a knife. Subject ignored officers' commands and began stabbing his father, at which point an OIS occurred.



F070-25: December 8, 2025
Uniformed officers responded to a radio call of an Assault with a Deadly Weapon. Officers met a possible victim who claimed to have been shot. As officers were speaking with the victim they heard gunfire near their location. The officers broadcasted an "Officer Needs Help, Shots Fired" to Communications Division. A perimeter was established which included resources from Air Support Division. The air unit directed officers to the suspect, who was in front of a convenience store. Officers responded to the "Officer Needs Help" call, encountered suspect armed with a handgun and an OIS occurred.



F071-25: December 16, 2025
Uniformed officers responded to multiple radio calls that were generated for a buglary, "459 Hot Prowl Suspect There Now," at a multi-unit outdoor apartment complex. The comments of the call indicated the suspect, who was armed with a bat, was breaking windows, and had entered an apartment. Upon the officers' arrival, they responded to the 2nd floor of the complex, where they encountered suspect exiting an apartment armed with a metal pole. The officers gave suspect multiple commands to drop the pole, but he failed to comply. An officer deployed a TASER, which was ineffective. Suspect advanced towards the officer and an OIS occurred.



F072-25: December 18, 2025

Uniformed officers responded to a radio call regarding a male experiencing a mental health crisis. Comments indicated the Person Reporting (PR) stated he was armed with a knife, threatening to kill himself, and expressed that he would kill anyone who approached his front door. Officers and additional units entered the apartment complex and approached the PR's door. Officers neared the door, announced their presence, and heard the subject yelling from inside the apartment. Officers repositioned themselves away from the apartment door and attempted to communicate with the subject again. Shortly thereafter, the subject suddenly exited the apartment armed with a large kitchen knife and ran toward the officers while yelling. As the subject charged at the officers, an OIS and a discharge of one 40mm Less-Lethal round occurred near simultaneously.



F073-25: December 19, 2025

Uniformed police officers conducted a traffic stop for a vehicle code violation. Officers approached the vehicle and contacted the driver and front passenger. The officers observed a pistol grip between the passenger's legs. Suspect was ordered by officers not to move. In the process of giving the occupants directions, Communications Division advised the officers that the vehicle was reported stolen. The officers requested a back-up and supervisor. Additional officers and a supervisor arrived at scene while suspect was given several commands not to reach for the handgun. Suspect disregarded the officers' commands and raised the pistol grip of an object, resembling a handgun, resulting in an OIS.

No weapon used

F075-25: December 31, 2025

Uniformed police officers responded to a radio call for an Unknown Trouble, possible restraining order violation at a residence which was was identified as a special location with Communications Division. Officers met with the victim who advised officers that the suspect, was inside her apartment. Officers contacted suspect inside the apartment, and he refused to comply with the officers' command to turn around and place his hands behind his back. The officers approached suspect who physically resisted their efforts to detain him. The physical resistance escalated into a violent confrontation where suspect attempted to disarm the officers resulting in an OIS.


POLICE
Ford

DEFINITIONS

ADMINISTRATIVE DISAPPROVAL – NEGLIGENT DISCHARGE: Finding, where it was determined that the unintentional discharge of a firearm resulted from operator error, such as the violation of a firearm safety rules (2025 LAPD Manual 3/792.05).

ANIMAL SHOOTING: An incident in which a Department employee intentionally discharges a firearm at an animal.

CATEGORICAL USE OF FORCE ADJUDICATION FINDINGS: Tactics, drawing/ exhibiting a firearm, and UOF shall be evaluated during the adjudication process (2025 LAPD Manual 3/792.10).

DRAWING AND EXHIBITING AND/OR USE OF FORCE- ADMINISTRATIVE DISAPPROVAL-OUT OF POLICY: Finding, supported by a preponderance of the evidence that the actions of the employee relative to drawing/exhibiting a firearm or UOF were not within the Department's policies (2025 LAPD Manual 3/792.10).

CANINE (K9) CONTACT: A K-9 contact occurs when a Department K-9 strikes or makes forcible contact with a person (other than a bite) that results in a visible injury or complaint of injury. (2025 LAPD Manual 3/792.05).

CAROTID RESTRAINT CONTROL HOLD: All uses of an upper body control hold by a Department employee, including the modified carotid, full carotid, and locked carotid hold (2025 LAPD Manual 3/792.05).

CATEGORICAL UOF INCIDENT
A CUOF is defined as:

- An incident involving the use of deadly force (e.g., discharge of a firearm) by a Department employee;
- All uses of an upper body control hold by a Department employee, including the use of a modified carotid, full carotid or locked carotid hold;
- All deaths while the arrestee or detainee is in the custodial care of the Department (also known as an In-Custody Death or ICD);
- A UOF incident resulting in death;
- A UOF incident resulting in an injury requiring hospitalization (commonly referred to as a LERI);
- All intentional head strikes with an impact weapon or device (e.g., baton, flashlight, etc.) and all unintentional (inadvertent or accidental) head strikes that result in serious bodily injury, hospitalization or death;
- Officer involved animal shootings;
- Non-tactical unintentional discharges; and,
- An incident in which a member of the public has contact with a Department canine and hospitalization is required (2025 LAPD Manual 3/792.05).

CRIME

- **Person Crimes (Former Title: Part I Crime):** The FBI's Uniform Crime Reporting (UCR) Program classifies the following offenses as Part I crimes: criminal homicide, rape, robbery, aggravated assault, burglary, larceny theft (except motor vehicle theft), motor vehicle theft, and arson.
- **Property Crimes (Former Title: Part II Crime):** The FBI's UCR Program classifies all violations of state or local laws not specifically identified as Part I offenses (except traffic violations) as Part II crimes.
- **Person Crimes (Violent Crime):** The FBI defines violent crime in its UCR program as those offenses which involve force or threat of force. As such, violent crime is comprised of four offenses (criminal homicide, rape, robbery, and aggravated assault).

FIELD DETENTION: Refer to Public Contact.

FORCE OPTIONS: All Department-approved physical force techniques (e.g. firm grip, strike, takedown) or devices (e.g., OC spray, baton, TASER) available to an officer. Force Options fall into the following three categories: Deadly Force; Intermediate force (e.g., TASER, bean bag), and Non-Lethal force (e.g., firm grip, takedown).

GENERAL TRAINING UPDATE: Standardized training provided by Training Division personnel to personnel involved in a CUOF incident. The General Training Update is not an inquiry into the specific details of the CUOF. The intent of the update is to provide involved personnel with standardized training material in tactical issues and actions readily identified in the CUOF incident as well as an update on the UOF policy. Training should be provided as soon as practicable. (2025 LAPD Manual 3/796.35).

HEAD STRIKES: An intentional head strike with an impact weapon or device (e.g., baton, flashlight) and all unintentional (inadvertent or accidental) head strikes that results in serious bodily injury, hospitalization, or death (2025 LAPD Manual 3/792.05).

IN-CUSTODY DEATH: The death of any arrestee or detainee who is in the custodial care of the Department (2025 LAPD Manual 3/792.05)

LAW ENFORCEMENT RELATED INJURY INVESTIGATION: A UOF incident resulting in an injury requiring hospitalization, commonly referred to as a LERI (2025 LAPD Manual 3/792.05).

MANNER OF DEATH: The Los Angeles County Department of Medical Examiner – Coroner defines the different manners of death based on the following criteria:

- **Natural:** Due entirely (or nearly so) to natural disease processes;
- **Homicide:** Due to a volitional act of another person;
- **Suicide:** Due to injury that occurred with the intent to induce self-harm or cause one's own death;
- **Accident:** Due to injury when there is no evidence of intent to harm (for purposes of this Report, accidental deaths are further categorized into causes of death attributed to narcotic/alcohol overdose); and,
- **Undetermined:** Inadequate information regarding the circumstances of death to determine manner.

Example: An individual is found unconscious with massive subdural hemorrhage. In the absence of information on the events leading up to death, it is impossible to determine if the hemorrhage was due to accidental fall, homicidal violence, etc.

NON-CATEGORICAL UOF: An incident in which any on-duty Department employee, or off-duty employee whose occupation as a Department employee is a factor, uses physical force or a control device to compel a person to comply with the employee's direction; defend themselves, defend others, effect an arrest or detention, prevent escape overcome resistance (2025 LAPD Manual 4/245.05).

OBJECTIVELY REASONABLE: The legal standard used to determine the lawfulness of a UOF is the Fourth Amendment to the United States Constitution. See Graham v. Connor, 490 U.S. 386 (1989). Graham states in part, "The reasonableness of a particular UOF must be judged from the perspective of a reasonable officer on the scene, rather than with the 20/20 vision of hindsight (2025 LAPD Manual 1/556.10).

OFFICER-INVOLVED SHOOTING: An incident in which a Department employee intentionally discharges a firearm (excluding Warning Shot, Animal Shooting, and/or Tactical Intentional Discharge incidents). Officer Involved Shooting incidents are categorized into Hit or No Hit occurrences.

PUBLIC CONTACT: For this report, public contacts are comprised of calls for service and field detentions:

- **Calls for Service:** Any radio call generated by communications in response to a call from the public.
- **Field Detentions:** Those incidents where officers utilize lights, emergency lights & siren, or a verbal command for a person to stop. The person stopped is not free to leave during the encounter. The detention is based on the reasonable suspicion that the suspect(s) to be stopped are involved in criminal activity
- **Pedestrian Stop:** A detention of a person who is on foot.
- **Vehicle Stop:** A detention of either a driver and/or a passenger in a motor vehicle.

SERIOUS BODILY INJURY: California Penal Code Section 243(f)(4), defines Serious Bodily Injury as including but not limited to: loss of consciousness, concussion, bone fracture, protracted loss or impairment of function of any bodily member, organ, a wound requiring extensive suturing, and serious disfigurement (2025 LAPD Manual 1/556.10).

SOURCE OF ACTIVITY

- **Radio Call:** Call for service directed by Communications Division;
- **Observation:** Contact initiated by officers based on reasonable suspicion, probable cause, or as a consensual encounter;
- **Citizen Flag Down:** Private person alert officers to a subject, an activity, or a location not otherwise observed by officers or reported to Communications Division;
- **Pre-Planned:** Any type of activity that requires an operational plan (e.g. search/arrest warrant services, task forces);
- **Station Call:** Non-coded or low priority incidents where officers are directed to a location by Department personnel, other than Communications Division;
- **Ambush:** An act or an instance to attack by surprise or, lure officers resulting in an officer involved shooting; and,
- **Off-Duty:** Incident where officers are off-duty and not conducting official Department business.

SUBSTANTIALLY INVOLVED PERSONNEL: Employee(s) applying force or who had a significant tactical or decision making role in the incident (2025 LAPD Manual 3/792.05).

SUICIDE BY COP: Those incidents where the suspect appeared to intentionally provoke officers into believing that they posed a deadly threat that resulted in an OIS.

TACTICS-ADMINISTRATIVE DISAPPROVAL: A finding, supported by a preponderance of the evidence that the tactics employed during a CUOF incident unjustifiably and substantially deviated from approved Department tactical training (2025 LAPD Manual 3/792.05).

TACTICAL DEBRIEF: The collective review of an incident to identify those areas where actions and decisions were effective and those areas where actions and decisions could have been improved. The intent of a Tactical Debrief is to enhance future performance. The Tactical Debrief is conducted by the Categorical Use of Force Debrief Facilitator (2025 LAPD Manual 3/792.05).

UNINTENTIONAL DISCHARGE: The unintentional discharge of a firearm regardless of cause. Unintentional discharges are evaluated then determined to be Accidental Discharges or Negligent Discharges (2025 LAPD Manual 3/792.05).

USE OF DEADLY FORCE (OTHER): An incident involving the use of deadly force by Department personnel. This type of force will encompass those forces that are not included in other CUOF classifications such as Firearm, CRCH, and Head Strike.

USE OF FORCE: In a complex urban society, officers are confronted daily with situations where control must be exercised to effect arrests and to protect the public safety. Control may be exercised through advice, warnings, persuasion, or by use of physical force. Officers are permitted to use force that is objectively reasonable to defend themselves or others, to effect an arrest or detention, and/or to prevent escape or overcome resistance, consistent with the Department's Policy on the UOF (2025 LAPD Manual 1/240.10).

USE OF FORCE - TACTICS DIRECTIVE: A written directive that contains procedures and/or insight into UOF and tactics issues. Use of Force policy will continue to be expressed in the Department Manual but may be reiterated in UOF-Tactics Directives. All Use of Force-Tactics Directives will be reviewed and approved by the Chief of Police. Use of Force-Tactics Directives supersedes any Training Bulletins that have been published regarding the subject matter of the directives (2025 LAPD Manual 1/240.12).

USE OF FORCE REVIEW BOARD: The UOF Review Board shall convene at the direction of the Chair of the Board and shall: Avail itself of any facilities of the Department necessary to conduct a complete examination of the circumstances involved in the incident under investigation, report its findings to the Chief of Police and upon adjournment, forward the UOF Internal Process Report, and other related reports to the Chief of Police (2025 LAPD Manual 2/092.50).

WARNING SHOTS: It is the policy of this Department that warning shots shall only be used in exceptional circumstances where it might reasonably be expected to avoid the need to use deadly force. Generally, warning shots shall be directed in a manner that minimizes the risk of injury to innocent persons, ricochet dangers and property damage (2025 LAPD Manual 1/556.10).

WEAPONS OTHER THAN FIREARM: Weapons other than a firearm pose a threat to the public and officers and generally fall into two categories: edged weapons and blunt weapons. Edged weapons include any object capable of cutting, slashing, or stabbing. A blunt weapon is any object that can be used to strike a person and inflict serious bodily injury or death.

ACRONYMS

AD – ADMINISTRATIVE DISAPPROVAL
AED – AUTOMATED EXTERNAL DEFIBRILLATOR
AG – ATTORNEY GENERAL
BOPC – BOARD OF POLICE COMMISSIONERS
BSS – BEHAVIORAL SCIENCE SERVICES
BWV – BODY-WORN VIDEO
CIRD – CRITICAL INCIDENT REVIEW DIVISION
COP – CHIEF OF POLICE
CP – COMMAND POST
CPD – CHICAGO POLICE DEPARTMENT
CPR – CARDIOPULMONARY RESUSCITATION
CRCH – CAROTID RESTRAINT CONTROL HOLD
CSD – CUSTODY SERVICES DIVISION
CSPB – COMMUNITY SAFETY PARTNERSHIP BUREAU
CSP – COMMUNITY SAFETY PARTNERSHIP
CTSOB – COUNTER-TERRORISM AND SPECIAL OPERATIONS BUREAU
CUOF – CATEGORICAL USE OF FORCE
DCO – DESIGNATED COVER OFFICER
DICVS – DIGITAL IN-CAR VIDEO SYSTEM
DMH – DEPARTMENT OF MENTAL HEALTH
DOJ – DEPARTMENT OF JUSTICE
ECCSD – EMERGENCY COMMAND CONTROL COMMUNICATIONS SYSTEMS DIVISION
ECD – ELECTRONIC CONTROL DEVICE
FBI – FEDERAL BUREAU OF INVESTIGATION
FID – FORCE INVESTIGATION DIVISION
FOS – FORCE OPTION SIMULATOR
GRYD – GANG REDUCTION AND YOUTH DEVELOPMENT
GTU – GENERAL TRAINING UPDATE
IC – INCIDENT COMMANDER
ICD – IN-CUSTODY DEATH
ICS – INCIDENT COMMAND SYSTEM
K-9 – CANINE
LADA – LOS ANGELES COUNTY DISTRICT ATTORNEY'S OFFICE
LAPD – LOS ANGELES POLICE DEPARTMENT
LAX – LOS ANGELES INTERNATIONAL AIRPORT
LERI – LAW ENFORCEMENT-RELATED INJURY
MEU – MENTAL EVALUATION UNIT
MHIT – MENTAL HEALTH INTERVENTION TRAINING
MSD – MEDICAL SERVICES DIVISION
NCUOF – NON-CATEGORICAL USE OF FORCE
NEA – NEIGHBORHOOD ENGAGEMENT AREAS
NMI – NEUROMUSCULAR INCAPACITATION
OCB – OPERATIONS CENTRAL BUREAU
OC – OLEORESIN CAPSICUM (SPRAY)
OCPP – OFFICE OF CONSTITUTIONAL POLICING AND POLICY
OIG – OFFICE OF THE INSPECTOR GENERAL
OIS – OFFICER-INVOLVED SHOOTING
OO – OFFICE OF OPERATIONS
OSB – OPERATIONS SOUTH BUREAU
OSO – OFFICE OF SPECIAL OPERATIONS
OSS – OFFICE OF SUPPORT SERVICES
OVB – OPERATIONS VALLEY BUREAU
OWB – OPERATIONS WEST BUREAU
PATROL – PLANNING, ASSESSMENT, TIME, REDEPLOYMENT (AND/OR CONTAINMENT), OTHER RESOURCES, AND LINES OF COMMUNICATION
PCP - PHENCYCLIDINE
POST – CALIFORNIA COMMISSION ON PEACE OFFICER STANDARDS AND TRAINING
PR – PERSON REPORTING
PSB – PROFESSIONAL STANDARDS BUREAU
PSM – PUBLIC SAFETY MEETINGS
RCB – RAPID CONTAINMENT BATON
REPORT – USE OF FORCE YEAR-END REVIEW
RFC – RELEASE FROM CUSTODY (ARREST REPORT)
RIPA – RACIAL AND IDENTITY PROFILING ACT
SIP – SUBSTANTIALLY INVOLVED PERSONNEL
SWAT – SPECIAL WEAPONS AND TACTICS
TASER – THOMAS A. SWIFT ELECTRIC RIFLE
TD – TRAINING DIVISION
TEAMS – TRAINING EVALUATION AND MANAGEMENT SYSTEM
UCR – UNIFORM CRIME REPORTING
UD – UNINTENTIONAL DISCHARGE
UODF – USE OF DEADLY FORCE (OTHER)
UOF – USE OF FORCE
UOFRB – USE OF FORCE REVIEW BOARD
USC – UNIVERSITY OF SOUTHERN CALIFORNIA
WIC – WELFARE AND INSTITUTIONS CODE

METHODLOGY

CATEGORICAL USE OF FORCE INCIDENTS

The Department classifies incidents as CUOFs when a suspect dies while in the Departments custody, a suspect is hospitalized as a result of a UOF and when various types of force are used, i.e., firearms, intentional head strikes, upper body control holds, etc. The FID investigation may reveal that multiple force options were used during an incident. Each one of the force options could potentially be classified as different CUOF categories if captured separately. For tracking purposes, and to avoid duplicate records of an incident, the Department classifies an incident based on the highest level of force used by Department personnel. All aspects of CUOFs are fully investigated and adjudicated, including additional force options not captured under the primary classification.

Critical Incident Review Division queried the CUOF data for the 2025 Use of Force Year-End Review from the Department's internal databases. Although FID was instrumental in providing outstanding information on cases from their records, they were unable to provide information on every open case as some cases were still being investigated at the time of this Report.

ANNUAL DEPARTMENT TOTALS

The query period included all CUOF incidents from January 1, 2021 through December 31, 2025.

BUREAU AND AREA/DIVISION OF OCCURRENCE

The Bureau and Area/Division of occurrence is the location where the CUOF incident occurred, regardless of where the incident originated or where the involved personnel were assigned. The exception is ICD incidents, where CSD is the Area/Division of occurrence, not the geographic Area where the jail facility is located.

INVOLVED DEPARTMENT PERSONNEL

For purposes of this Report, only Department personnel who received an adjudication finding, or have a pending finding, in the concerned force type for each respective CUOF incident are counted as involved employees. Department personnel are often at the scene as part of the tactical situation, but do not apply force or have a part in the tactical Decision-making. The personnel who did not utilize the relevant force or who were not involved in a tactical Decision-making were not counted as "involved" in this Report.

All employee statistics were based on their current status as of the date of the UOF incident.

DEPARTMENT PERSONNEL BY CUOF INCIDENT TYPE

This Report included all employees who received, or were pending, BOPC adjudicated findings for their involvement in the following types of incidents:

- Officer-Involved Shootings (OIS);
- Animal Shootings;
- Unintentional Discharges (UD);
- Warning Shots;
- Carotid Restraint Control Hold (CRCH) or any variation of a Choke Hold;
- Head Strike Incidents;
- K-9 Contact Incidents Resulting in Hospitalization;
- Law Enforcement Related Injuries (LERI);
- In Custody Deaths (ICD);
- Chief of Police (COP) Directed; and/or,
- Use of Deadly Force (Other).

Note: The County of Los Angeles Department of Medical Examiner – Coroner, determines the cause and manner of death of a suspect. The ICDs are classified as CUOFs when the Coroner rules that a UOF was a primary or contributing factor to a suspect's cause of death, where the death is ruled a suicide or is undetermined. Additionally, per Department Special Order 18–Policy to revise police facility in-custody death adjudication protocols, dated August 6, 2020, all ICDs occurring within a police facility, regardless of cause or manner of death, would be investigated as a CUOF.

OFFICER - INJURIES

Officer injuries were recorded based on the number of those who sustained injuries during CUOF incidents, regardless if the injuries were caused by the suspect's actions or other factors.

INVOLVED SUSPECTS

Suspects included in this Report were those subjected to categorical force used by Department personnel. The exception is ICD incidents, which also included individuals whose death occurred while in the custodial care of a Department employee, or the Department, regardless if force was used.

SUSPECT – INJURIES

Suspect injuries include self-inflicted injuries, pre-existing medical conditions aggravated during the incident, accidental injuries, and those caused by the force applied by Department personnel. The manner of death of decedents is determined by the Los Angeles County Department of Medical Examiner - Coroner.

DECEASED SUSPECT TOXICOLOGY RESULTS

Toxicology results for deceased suspects were obtained by FID from the County of Los Angeles Department of Medical Examiner – Coroner. It is uncommon for suspects to release their medical records to the Department. Therefore, toxicology results could only be obtained for deceased suspects involved in OIS-Hit and ICD incidents.

Suspect – Perceived Mental Illness

A suspect was identified as having a perceived mental illness based on the following:

1. Officer(s) and/or investigator(s) perception of the suspect;
2. Suspect having self-reported mental illness;
3. Third-party statement; and/or,
4. Prior MEU contact resulting in a 5150 WIC hold or referral.

Suspect – Homelessness

The terms "homelessness," "homeless individual," and "homeless person" shall refer to the 2025 LAPD Manual 1/240.07.

NON-CATEGORICAL USE OF FORCE INCIDENTS

The CIRD queried the NCUOF data for the 2025 Use of Force Year-End Review from TEAMS II and RIPA Dashboard.

Annual Department Totals

The query period included all NCUOF incidents from January 1, 2021 through December 31, 2025.

Bureau and Area/Division of Occurrence

Incident by Bureau and Area detailed where the NCUOF incident occurred, rather than where the involved officers were assigned.

Force Option Used

Regardless of the number of times the force option was applied by one or more Department personnel, each force option was counted only once per incident. The force options were not mutually exclusive, as multiple force options could have been utilized in a single incident. In such cases, all force options used were counted once per incident.

TASER

TASER Activations

TASER activations were measured by the total number of times a TASER device was activated on a suspect during a NCUOF incident. All TASER activations were included in the total count when multiple activations occurred in an incident. Therefore, the total number of TASER activations exceeds the number of incidents in which a TASER was used.

TASER Effectiveness

Effectiveness captured whether a TASER activation caused the suspect to submit to arrest. Multiple TASER activations may have been required for the force option to prove effective.

Involved Department Personnel

For purposes of this Report, only Department personnel who received or are pending an adjudication finding, in the concerned force type for each respective NCUOF incident are counted as involved employees. Department personnel are often at scene as part of the tactical situation, but do not apply force. The officers who did not utilize the relevant force were not counted as "involved" in this Report. All employee statistics were based on their status as of the date of the UOF incident.

Officer – Injuries

Officer injuries included all injuries sustained by a Department employee during the NCUOF incident regardless of whether they were caused by the suspect's actions or other factors.

Involved Suspects

Suspects included in this Report are those subjected to non-categorical force used by Department personnel.

Suspect – Perceived Mental Illness

A suspect's perceived mental illness for NCUOF incidents was determined based on officers' observations and was not verified by MEU.

Suspect – Perceived Impairment

Officers' observations were used to determine if a suspect was under the influence of alcohol and/or narcotics for NCUOF incidents. Suspects' impairment status was not verified through field sobriety tests.

Suspect – Perceived Homelessness

Perceived homelessness for NCUOF incidents was determined based on officers' observations and statements made by suspects.

Suspect - Injuries

Suspect injuries included injuries sustained by a suspect during a NCUOF incident that were caused by Department personnel.

OTHER

Attacks on Police Officers

Attacks on police officers include all battery and assault with a deadly weapon incidents against Department personnel.


COMBAT
RANGE

INDEX

#s

37-Millimeter Projectile Launcher - 31, 43

40-Millimeter Less-Lethal Launcher - 30, 31, 40, 74, 156, 157, 166-168, 174, 176

A

Animal Shooting (OIS Animal) - 29, 51, 64, 70, 82, 94-101, 179, 180, 185

Arrests – 23, 27, 30, 31, 42, 60, 180, 181, 183, 186,

B

Baton – 29-31, 40, 136, 156, 179, 183,

Beanbag Shotgun – 31, 41, 74, 156, 157, 165,

Behavioral Science Services (BSS) – 10, 51, 183

Board of Police Commissioners (BOPC) – 11, 16, 23, 43, 49, 98, 120, 139, 183, 185

Body Worn Video – 30, 45, 51, 183

C

California Penal Code Section 835a - 23

Canine Contact (K-9) - 30, 64, 71, 144-151, 156, 179, 185

Carotid Restraint Control Hold (CRCH) - 29, 64, 120, 179, 183, 185

Chief of Police - 4-6, 11, 15, 16, 21, 41, 48, 49, 64, 70, 152, 181, 183, 185

City Council - 11

Command and Control - 5, 9, 32-35, 48,

Community Safety Partnership (CSP) – 18, 183

Core Values - 5, 12

Crime (Person / Property)

- Part I - 5, 54-58, 72, 77, 90, 117, 126, 133, 141, 149, 162, 179,
- Part II - 179
- Violent - 77, 179,

Critical Incident Community Briefing - 5, 44

D

De-escalation, Tactical - 9, 25, 37, 39, 41, 48,

Digital In-Car Video System - 30, 45, 183

Designated Cover Officer (DCO) - 33, 39, 183

Deadly Force – 23, 24, 28, 29, 64, 70, 152, 179, 181, 183, 185,

F

Field Detentions – 60, 68, 180

Force Investigation Division (FID) – 21, 30, 48, 183

FN-303 - 43

Force Option Simulator (FOS) – 48, 183

G

General Training Update (GTU) – 48, 179, 183,

Graham v. Connor – 23, 27, 180

H

Hayes v. County of San Diego - 27

Head Strike – 29, 30, 51, 64, 71, 136-143, 179,181, 185,

I

In-Custody Death Incidents (ICD) - 11, 29, 51, 64, 110-119, 179, 183, 185,

K

K-9 - See Canine

L

Law Enforcement-Related Injury Investigation (LERI) - 29, 64, 128-135, 179, 180, 185,

M

Mayor - 11

Mental Evaluation Unit (MEU) - 37, 183, 186

Mental Health Intervention Training (MHIT) - 183

N

Neighborhood Engagement Areas (NEA) – 7, 183

Non-Categorical Use of Force Incidents (NCUOF) - 29, 30, 46, 64, 65, 154-163

Non-Categorical Use of Force Reporting levels – 30

O

Officer Involved Shooting Incidents (OIS) – 11, 21, 23, 48, 51, 64, 68, 69, 76, 82-93, 164-176, 181, 183, 186

P

PATROL (acronym) – 34, 183,

Personnel Complaint – 47, 189

Population, City – 64, 86, 98, 105, 114, 117, 123, 126, 131, 133, 139, 141, 147, 149, 160, 162,

Professional Standards Bureau (PSB) – 21

Proportionality - 25

Public Contacts - 5, 60, 180

R

Rendering Aid - 25

Reverence for Human Life - 9, 48, 192

S

Serious Bodily Injury – 180

T

Tactical Debrief – 49, 181

Tactical Four C's – 340

TASER – 30, 31, 41, 74, 156, 157, 165, 168, 175, 179, 183, 186,

U

Unintentional Discharge (UD) – 64, 71, 82, 103, 108,

United States Constitution – 27

United States Supreme Court – 180

Use of Deadly Force – 64, 152, 185

Use of Force

- Department Policy – 21, 24, 28, 29,
- Legal Standards – 23, 180

V

Victim Data - 5, 57

W

Warning Shot – 64, 82, 152, 180, 185,

ACKNOWLEDGEMENTS

It is with sincere thanks to the men and women of the Los Angeles Police Department that we put forth this comprehensive Use of Force Year-End Review. This review allows us to provide the utmost transparency when reporting of the use of force by members of the Los Angeles Police Department. We gratefully acknowledge the contributions of the LAPD's Leadership Team, staff, and stakeholders that contributed to this Year-End Review.

Content & Photo Contributors

The professionals at Media Relations Division

Data Collection, Mapping & Printing

Linda Wu, Application Development and Support Division

Wesley Graham, Application Development and Support Division

Natalia Bustamante, Police Officer III, Critical Incident Review Division

Daniel Lee, Police Officer III, Critical Incident Review Division

Nicholas Hager, Emergency Command Control Communications Systems Division

Patricia Jula, Emergency Command Control Communications Systems Division

Greg Analian, Pre-Press Operator I, Publishing Services, General Services Division

The dedicated men and women of Force Investigation Division

Department Training & Education

Nicole Aufdemberg, Captain III, Commanding Officer, Training Division

James Hwang, Captain II, Commanding Officer, Training Division


12

2025 USE OF FORCE YEAR-END REVIEW

The Los Angeles Police Department's guiding principle when using force shall be Reverence for Human Life. Officers shall attempt to control an incident by using time, distance, communication, and available resources in an effort to de-escalate the situation, whenever it is safe, feasible and reasonable to do so. When warranted, Department personnel may use objectively reasonable force to carry out their duties.



Matthew Plugge, Captain III
Commanding Officer, Critical Incident Review Division
100 West First Street, Suite 268
Los Angeles, California 90012
www.lapdonline.org