

## INTRADEPARTMENTAL CORRESPONDENCE

March 23, 2012

1.8

**TO:** The Honorable Board of Police Commissioners

**FROM:** Chief of Police

**SUBJECT:** ANALYSIS OF 2011 AGGRAVATED ASSAULTS ON POLICE OFFICERS

### RECOMMENDED ACTIONS

1. That the Board review and approve the attached report, Analysis of 2011 Aggravated Assaults on Police Officers.

### DISCUSSION

At the request of the Board of Police Commissioners, Detective Bureau conducted research into assaults on Los Angeles Police Department officers in an effort to identify any emerging trends. The research encompassed examining details of assaults on officers over the past five years, from 2007 through 2011, as well as a brief analysis of assaults on police officers nationwide. The results of this research are contained within the attached fact sheet.

If you have any questions, please contact Deputy Chief Kirk J. Albanese, Chief of Detectives, at (213) 486-7000.

Respectfully,



CHARLIE BECK  
Chief of Police

Attachments

**INTRADEPARTMENTAL CORRESPONDENCE**

February 15, 2012

1.8

**TO:** Chief of Police

**FROM:** Chief of Detectives

**SUBJECT:** ANALYSIS OF 2011 AGGRAVATED ASSAULTS ON POLICE OFFICERS

At the request of the Board of Police Commissioners, Detective Bureau conducted research into assaults on Los Angeles Police Department officers in an effort to identify any emerging trends. The research encompassed examining details of assaults on police officers over the past five years, from 2007 through 2011. The results of that research are contained within the attached fact sheet.


If you have any questions, please contact Detective Maria Guevara, Acting Officer In Charge, Investigative Analysis Section, Detective Bureau, at (213) 486-7010.

Respectfully,



KIRK J. ALBANESE, Deputy Chief  
Chief of Detectives

APPROVED:



MICHEL R. MOORE, Assistant Chief  
Director, Office of Special Operations

Attachments

## **FACT SHEET**

### **ANALYSIS OF 2011 AGGRAVATED ASSAULTS ON POLICE OFFICERS**

March 20, 2012

#### **BACKGROUND**

Detective Bureau conducted an analysis regarding 2011 aggravated assaults on Los Angeles police officers and evaluated potential trends over a five year period from 2007 through 2011.

To facilitate the research, Crime Analysis Mapping System (CAMS) produced reports documenting aggravated assaults on police. In addition, Department of Justice statistics were examined for a nationwide prospective. Twelve categories were isolated for review, as follows:

1. Nationwide assaults on police officers
2. Number of assaults on Los Angeles Police Officers per year
3. Day of week assaults occurred
4. Time of day assaults occurred by watch assignment
5. Premises on which assaults occurred
6. Type of weapon utilized for assault
7. Profile of suspect(s) by descent
8. Profile of suspect(s) by age
9. Profile of victim officer(s) by descent
10. Profile of victim officer(s) by age
11. Number of assaults by Reporting District (RD)
12. Number of assaults that were gang related.

The results of this analysis are contained in this factsheet and the associated attachments. Refer to attachments number one through five.

#### **EXECUTIVE SUMMARY**

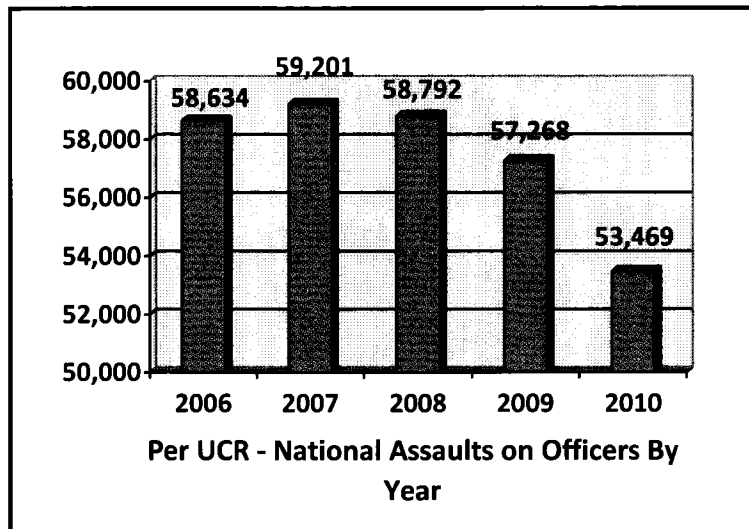
On a national level, the Department of Justice, Uniform Crime Report (UCR) reports yearly statistics for assaults on police officers. For the period from 2006 to 2010, the most recent year the national UCR statistics were available, the number of all assaults on police officers declined each year from a high point in 2007. The number of assaults on officers over the five year period averaged 57,472.

Note: The CAMS reports and the UCR reports cannot be directly compared. The CAMS reports focused on aggravated assaults against Los Angeles police officers, whereas the UCR reports nationwide statistics including not only aggravated assaults against officers but also simple assaults against officers in its totals.

## FACT SHEET

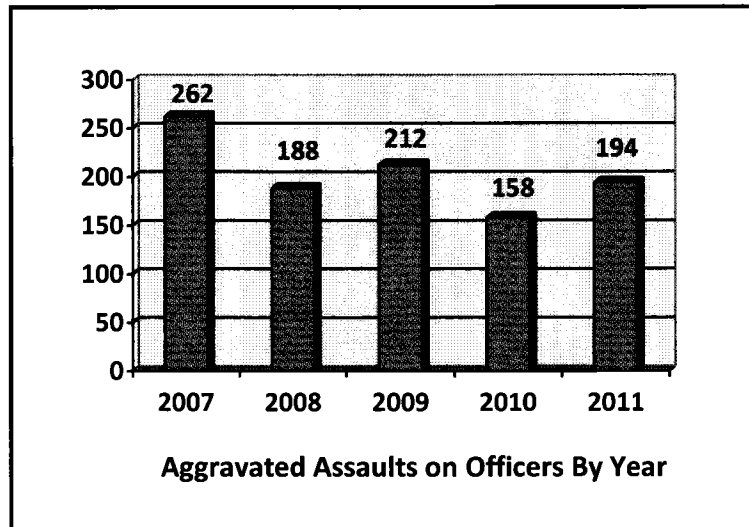
### ANALYSIS OF 2011 AGGRAVATED ASSAULTS ON POLICE OFFICERS

March 20, 2012



The remaining analysis in this report pertains specifically to aggravated assaults on officers of the Los Angeles Police Department.

Assaults on police officers in 2011 numbered 194, up from 158 in 2010, a 22.8 percent increase. The five-year average, from 2007 through 2011, is 202.8 assaults per year.



There was no evidence that suggested any specific day(s) held significant value in establishing patterns or predicting future assaults. No single day exceeded 30 percent of assaults in any of the five years. Wednesdays had the most assaults in two years, 2011 and 2009, at 21.6 and 20.7 percent, respectively. Tuesdays, Fridays, and Sundays topped one year each, with Tuesdays at 18 percent in 2007, Fridays at 21 percent in 2008, and Sundays at 27 percent in 2010.

## FACT SHEET

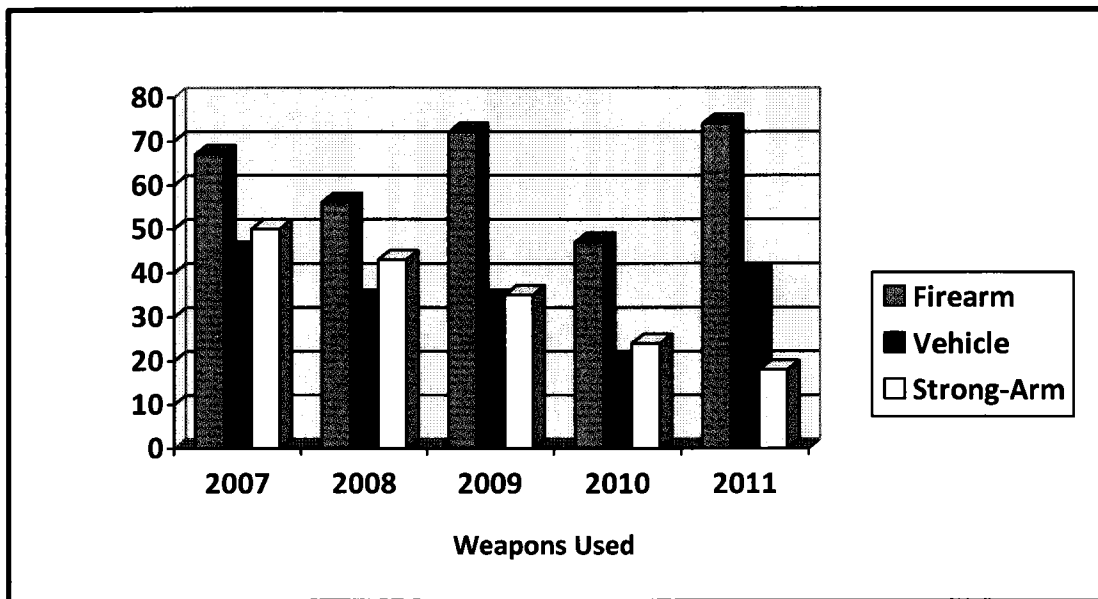
### ANALYSIS OF 2011 AGGRAVATED ASSAULTS ON POLICE OFFICERS

March 20, 2012

The most common time of assault-occurrence was between 1800 hours to 2400 hours, at an annual rate between 41 and 49 percent all five years. The second most common time of assault was between 1200 and 1800, at an annual rate between 22 and 26 percent all five years.

Assaults occurred on street or parkways an average of 49.5 percent over the past five years. Sidewalks had the second highest occurrences, at an average of 7.9 percent.

Firearms were the primary weapon utilized all five years, totaling 315. Vehicles came in at second with 173, and strong-arm third, at 170. From 2010 to 2011, the use of firearms increased 55.3 percent, from 47 to 73, vehicles increased 100 percent, from 20 to 40, and strong-arm decreased 33 percent, from 24 to 18.



The largest age group for the suspects in all five years was the 18-25 year old range, at an average of 42 percent.

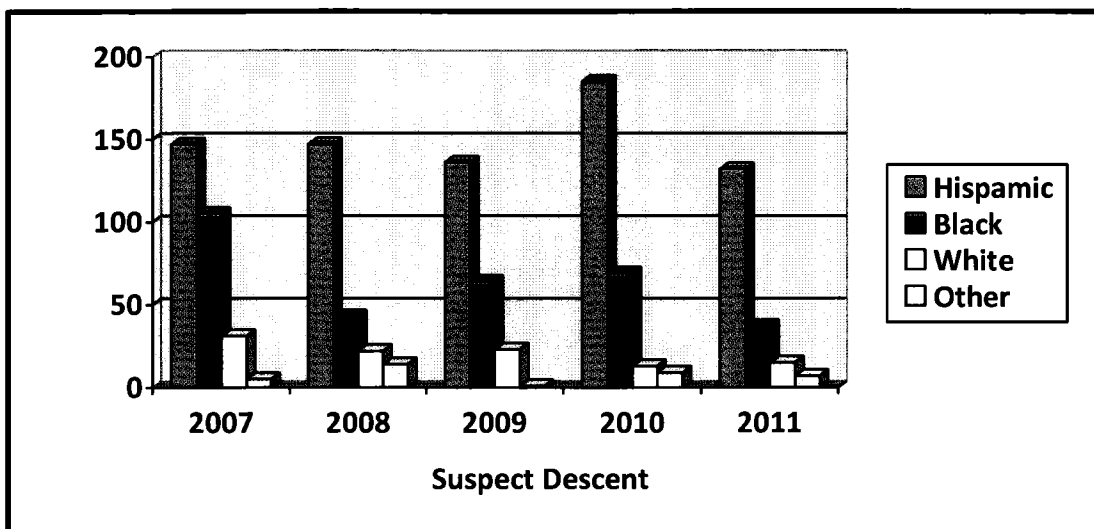
NOTE: The total number of suspects exceeds the number of assaults. This is due to incidents where multiple suspects were involved in a single assault.

Suspects of Hispanic descent were the primary suspects for each of the five years, at an average of 62 percent. Moreover, each year, the number of assaults by Hispanic suspects outnumbered the assaults by all other races combined. When looking at the combined five-year total, Hispanics were the suspects in 748 assaults, Blacks in 318 assaults and Whites in 104 assaults.

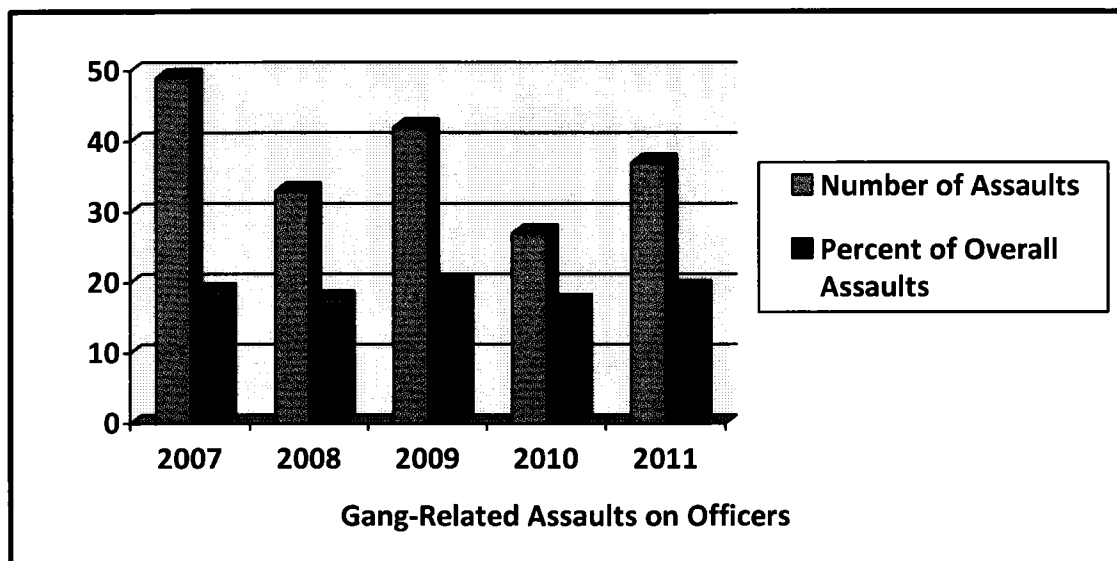
**FACT SHEET**

**ANALYSIS OF 2011 AGGRAVATED ASSAULTS ON POLICE OFFICERS**

March 20, 2012



The number of assaults on officers that were categorized as being gang-related remained relatively consistent over the five-year survey period, from a low of 27 in 2010 to a high of 49 in 2007. The average over the five year period was 37.6 assaults per year and they accounted for an average of 18.5% of the total assaults.



## FACT SHEET

### ANALYSIS OF 2011 AGGRAVATED ASSAULTS ON POLICE OFFICERS

March 20, 2012

#### INFORMATION

The below information was summarized from the CAMS reports for the years 2008 through 2011 and is presented in chart form for ease of review. The complete detailed reports are attached.

<b>Number of Assaults on LAPD Officers per Year</b>					
<b>Year</b>	<b>2007</b>	<b>2008</b>	<b>2009</b>	<b>2010</b>	<b>2011</b>
<b>Aggravated Assaults</b>	262	188	212	158	194

The day of the week with the highest number of assaults on police officers varied from year to year:

<b>Day of Week Assaults on LAPD Officers Occurred</b>							
	<b>Sunday</b>	<b>Monday</b>	<b>Tuesday</b>	<b>Wednesday</b>	<b>Thursday</b>	<b>Friday</b>	<b>Saturday</b>
<b>2007</b>	20	30	<b>48</b>	44	39	37	44
<b>2008</b>	21	16	35	31	21	<b>41</b>	23
<b>2009</b>	26	38	19	<b>44</b>	26	30	29
<b>2010</b>	<b>43</b>	19	14	24	19	18	21
<b>2011</b>	21	36	25	<b>42</b>	16	23	31

Consistently throughout the five year period, the highest number of assaults on police officer occurred on watch PM 2, from 1800-2400 hours:

<b>Time of Day Assaults on LAPD Officers Occurred by Watch Assignment</b>				
	<b>AM 1 (0001 - 0600)</b>	<b>AM2 (0600 - 1200)</b>	<b>PM1 (1200 - 1800)</b>	<b>PM2 (1800 - 2400)</b>
<b>2007</b>	42	29	62	<b>129</b>
<b>2008</b>	21	36	42	<b>89</b>
<b>2009</b>	41	21	53	<b>97</b>
<b>2010</b>	32	21	38	<b>67</b>
<b>2011</b>	33	30	50	<b>81</b>
<b>Total</b>	169	137	245	<b>463</b>

## FACT SHEET

### ANALYSIS OF 2011 AGGRAVATED ASSAULTS ON POLICE OFFICERS

March 20, 2012

For each year, the majority of the assaults on police officers occurred on Street/Parkways. The top four categories are listed:

<b>Premises on which Assaults on LAPD Officers Occurred</b>				
	<b>Street/Parkways</b>	<b>SGL Family Dwelling</b>	<b>Multi-Unit Dwelling</b>	<b>Sidewalk</b>
<b>2007</b>	<b>127</b>	16	15	14
<b>2008</b>	<b>99</b>	18	13	20
<b>2009</b>	<b>117</b>	13	20	15
<b>2010</b>	<b>86</b>	9	9	17
<b>2011</b>	<b>73</b>	24	10	15
<b>Total</b>	<b>502</b>	80	67	81

The top three weapons used on assaults on police officers each year were firearms, strong-arm and vehicles:

<b>Type of Weapon Utilized for Assault on LAPD Officers</b>			
	<b>Firearm</b>	<b>Strong-Arm</b>	<b>Vehicle</b>
<b>2007</b>	<b>67</b>	50	45
<b>2008</b>	<b>56</b>	43	34
<b>2009</b>	<b>72</b>	35	34
<b>2010</b>	<b>47</b>	24	20
<b>2011</b>	<b>73</b>	18	40
<b>Totals</b>	<b>315</b>	172	151

NOTE: A breakdown of the firearms used in 2011 Assaults on Officers is as follows: Handgun - 30, Rifle - 16, revolver - 9, semi-auto pistol - 7, Shotgun - 4, Assault rifle/AK47 - 3, Sawed off rifle/shotgun - 2, Unknown firearm 2.

The descent of the suspect for each year is broken down in descending order as follows:

NOTE: The total number of suspects exceeds the number of assaults due to multiple suspects being involved in a single assault.

<b>Profile of Suspect(s) by Descent</b>				
	<b>Hispanic</b>	<b>Black</b>	<b>White</b>	<b>Other</b>
<b>2007</b>	<b>147</b>	105	31	5
<b>2008</b>	<b>148</b>	43	22	14
<b>2009</b>	<b>136</b>	64	23	1
<b>2010</b>	<b>185</b>	69	13	9
<b>2011</b>	<b>132</b>	37	15	7
<b>Totals</b>	<b>748</b>	318	104	36

## FACT SHEET

### ANALYSIS OF 2011 AGGRAVATED ASSAULTS ON POLICE OFFICERS

March 20, 2012

The age range of the suspect was:

<b>Profile of Suspect(s) by Age</b>					
	<b>0 - 17</b>	<b>21 - 25</b>	<b>26 - 36</b>	<b>36 - 45</b>	<b>Over 45</b>
<b>2007</b>	42	<b>102</b>	69	37	28
<b>2008</b>	23	<b>109</b>	45	18	24
<b>2009</b>	35	<b>80</b>	49	20	30
<b>2010</b>	16	<b>125</b>	59	29	34
<b>2011</b>	26	<b>77</b>	43	13	28
<b>Totals</b>	142	<b>493</b>	265	117	144

The descent of the victim officer in descending order was:

<b>Profile of Victim Officer by Descent</b>				
	<b>Hispanic</b>	<b>Black</b>	<b>White</b>	<b>Other</b>
<b>2007</b>	<b>103</b>	20	<b>103</b>	47
<b>2008</b>	68	10	<b>80</b>	39
<b>2009</b>	71	7	64	<b>73</b>
<b>2010</b>	48	12	45	<b>53</b>
<b>2011</b>	<b>69</b>	15	56	56
<b>Totals</b>	<b>359</b>	64	348	268

The age range of the victim officer was:

<b>Profile of Victim Officer by Age</b>					
	<i>Not Given</i>	<b>18 - 25</b>	<b>26 - 36</b>	<b>36 - 45</b>	<b>Over 45</b>
<b>2007</b>	<b>150</b>	8	<b>69</b>	41	22
<b>2008</b>	<b>144</b>	7	<b>35</b>	16	4
<b>2009</b>	<b>160</b>	13	<b>30</b>	10	6
<b>2010</b>	<b>102</b>	11	<b>22</b>	<b>22</b>	1
<b>2011</b>	<b>147</b>	4	17	<b>21</b>	7
<b>Totals</b>	<b>703</b>	43	<b>173</b>	110	40

NOTE: The age of the victim officer was often not provided in the crime report. When this occurs the computer automatically assigned an age of "0-17." These crimes were listed above in the "Not given" row.

## FACT SHEET

### ANALYSIS OF 2011 AGGRAVATED ASSAULTS ON POLICE OFFICERS

March 20, 2012

Top three RD's in which police officers were assaulted for each year were:

<b>Top Three Reporting Districts for Assaults</b>					
<b>Year</b>	<b>2007</b>	<b>2008</b>	<b>2009</b>	<b>2010</b>	<b>2011</b>
<b>Top RD's and Number of Assaults</b>	0245 - 22	1034 - 13	1385 - 11	1642 - 12	1902 - 16
	0158 - 6	0226 - 5	0363 - 9	0622 - 6	1035 - 8*
	0957 - 6*	0731 - 5	0158 - 8	0332 - 5	0314 - 6
	1961 - 6			1207 - 5	0445 - 6
			1269 - 5*	1779 - 6	
			1672 - 5		
<b>*Total gang related</b>	<b>* Five</b>			<b>* Two</b>	<b>*Eight</b>

NOTE: In 2007 five of the assaults in RD 0957 were gang-related and one was a multi-3.  
In 2010 two of the assaults in RD 1269 were gang-related and one was a multi-2.  
In 2011 all eight of the assaults in RD 1035 resulted from one gang-related incident.

Over the five-year period, the number of assaults that were gang-related averaged 37.6 per year and comprised an average of 18.5 percent of the total assaults each year.

<b>Gang-Related Assaults</b>					
<b>Year</b>	<b>2007</b>	<b>2008</b>	<b>2009</b>	<b>2010</b>	<b>2011</b>
<b>Total Gang Related</b>	49	33	42	27	37
<b>Percent of Assaults</b>	18.7%	17.6%	19.8%	17.1%	19.1%

Prepared by:  
Investigative Analysis Section  
Detective Bureau